

Train times

1

Monday to Sunday

Services between:

- Sheffield
- Derby
- Nottingham
- Leicester
- London St Pancras International

Valid from 21st May to 9th December 2017



EAST MIDLANDS TRAINS

Ticket information and penalty fares

A Penalty Fare is a charge given to anyone travelling without a valid ticket. It's easy to avoid them by making sure you buy your tickets before you board the train.

If the ticket office is closed or the ticket machines are out of order, speak to a member of staff on the train and buy a ticket. Our ticket offices and ticket machines accept cash and most major credit and debit cards. Sometimes the ticket you require may not be available from the ticket machines. If so, speak to a member of staff at the station or on train and buy your ticket on board.

If you're at a station where there aren't any ticket machines or a ticket office, where available you should use the on site Permit to Travel machine.

For more information, pick up our Guide to Penalty Fares in station or visit eastmidlandstrains.co.uk.

Cycles on our route

There are two cycle spaces available on each train, these can be reserved free of charge. Book in advance via the website to guarantee travel: eastmidlandstrains.co.uk/cycles or call **03457 125 678**.

Folding bikes can be taken onto all trains without a reservation, as long as they can be safely kept in the luggage racks.

A whopping 88 of our 90 stations offer free cycle storage and we have secure, state-of-the-art cycle hubs at Sheffield, Leicester, Nottingham, Kettering and Loughborough. Lincoln cycle hub is now open with brand new changing rooms and 192 secure bike spaces.

Delay Repay

We hate to be late as much as you do. Our Delay Repay scheme is an easy method of claiming compensation for delays of over 30 minutes. For more information visit: eastmidlandstrains.co.uk/information/Delay-Repay or pick up a form from one of our manned stations.

Catering in First Class

 stands for Great British breakfast and you'll get one of these (for free) on selected morning services, Monday to Saturday.

 is our free lighter breakfast, including savoury rolls, yoghurt, porridge and cereal bars.

On weekdays you'll find  is for All Day Menu, offering delicious snacks, meals and drinks to keep you refuelled whatever time of day it is.

On weekends and Bank Holidays you will feast for free with complimentary refreshments from the on-board cafe (including water, tea, coffee and biscuits), as indicated by .

Catering in Standard Class

Grab a snack and a drink from our Snacks on Tracks service, delivering refreshments seven days a week. Catering services are subject to availability and we will do our very best to provide these. Just to let you know... We'll do our best to make sure our tasty snacks and drinks are on board, but as they're subject to availability, on rare occasions you might not find them on your journey. If something isn't up to scratch, tell our team and we'll do what we can to make the rest of your journey the best it can be.

Travel assistance

Every day we help people book tickets, and we also provide a free service for our older and disabled passengers to get on and off trains and get around our stations. All our trains have wheelchair spaces and universal toilets with baby changing facilities.

If you need some help on your journey then please get in touch with us by phone: **08000 11 33 23**, online: eastmidlandstrains.co.uk or TextDirect:

18001 08000 11 33 23. If you're able to get in touch at least 12 hours before your journey this helps us make sure that one of our team will be available to help.

Collect a leaflet at our manned stations, or find it at: eastmidlandstrains.co.uk to see our commitments to you.

Ways to get in touch

Twitter: @EMTrains

Email: getintouch@eastmidlandstrains.co.uk

Website: eastmidlandstrains.co.uk/contactus

Post: Customer Service Centre, East Midlands Trains, 1 Prospect Place, Millennium Way, Pride Park, Derby, DE24 8HG

Telephone: 03457 125 678

TextDirect: 18001 03457 125 678

Check our app or website for up-to-date information on engineering works:
eastmidlandstrains.co.uk.

Southbound Services

Monday to Friday

	MER	MER	MER	HST	MER	HST	HST	MER	HST	MER	HST	HST	HST	MER	MER	MER	
	‡													S		H	
Scarborough	d																
York	8 d																
Leeds	10 d										0525			0600 ^e			
Wakefield Westgate	7 d										0538			0612 ^e			
Doncaster ←	7 d										0557			0600 ^e			
Sheffield	7 ^a										0620						
Sheffield	7 d					0530			0600		0629			0649			
Dronfield	d										0613 ^k						
Chesterfield	d					0542			0613		0640			0701			
Belper	d										0642 ^f				0703 ^f		
Derby	6 ^a					0602			0632		0703			0720			
Derby	6 d	0500	0519			0604			0633		0705			0722	0736		
Long Eaton	SP d		0528						0644						0745		
Alfreton	d												0630 ^g				
Langley Mill	SP d												0637 ^g				
Lincoln	d												0526 ^g				
Nottingham	8 ^a																
Nottingham	8 d			0532				0630		0652		0710				0755	
Beeston	SP d							0636		0658		0717					
East Midlands Parkway	d	0511		0543		0617		0642		0704		0725		0733		0804	
Loughborough	d	0518		0552		0626			0653		0722			0741	0754		
Leicester	^a	0527	0542	0603		0637		0655	0705	0717	0734	0741		0751	0804	0818	
Leicester	d	0445	0529	0543	0604	0639		0659	0706	0719	0736	0742		0756	0805	0819	
Market Harborough	SP d	0543	0558	0620		0654		0713		0733		0757			0819		
Melton Mowbray	d				0600												
Oakham	d				0612												
Corby	d				0635		0708						0802				
Kettering	^a	0504	0552	0607	0630	0644	0704	0717	0722	0728	0742	0757	0807	0811	0816	0828	
Kettering	d	0505	0554	0608	0631	0645	0706		0724	0730	0743	0759	0809		0817	0829	
Wellingborough	d	0517	0602	0616	0640	0654	0714		0732	0738	0751	0807			0825	0842	
Bedford	7 d	0538		0630		0709				0755			0829		0905		
Luton	10 d	0611 ^c	0625	0703 ^c		0724			0757	0827 ^c	0815		0903 ^c		0919		
Luton Airport Parkway ←	7 d	0556	0640 ^b	0706 ^c	0705	0742 ^b	0741		0815 ^b	0811	0830 ^b		0906 ^c		0936 ^b		
London St Pancras International	^a	0619	0649	0708	0731	0748	0807		0823	0839	0842	0856	0906		0910	0945	0926

Key

- Anytime tickets are valid on these services.
- Anytime and Off Peak tickets are valid on these services.
- Anytime, Off Peak and Super Off Peak tickets are valid on these services.

Restrictions shown apply to journeys from all stations to Luton, Luton Airport Parkway and London St Pancras International.

This does not apply to journeys between Bedford, Luton, Luton Airport Parkway and London St Pancras International only. Please refer to the Thameslink timetable for further information.

















For all other journeys, Off Peak tickets are generally available after 0930.

Key




- HST High Speed Train
- MER Meridian Train
- ‡ Train frequently affected by engineering work.
- S The Sheffield Continental
- H The Robin Hood
- ^a Arrival time
- ^b Change at Luton
- ^c Change at Bedford
- ^d Departure time
- ^e Change at Sheffield
- ^f Change at Derby
- ^g Change at Nottingham
- ⁱ Time shown is Wakefield
- ^k Kirkgate; change at Sheffield
- ^k Change at Chesterfield
- SP Short platform
- 8 Minimum time, in minutes, needed to change trains (five minutes if not specified).
- ← Connections to international airports

Southbound Services

Monday to Friday

																	
	MER	MER	HST	HST	MER	MER	MER	MER	HST	MER	MER	MER	MER	HST	MER	MER	
	M	A	Y														
Scarborough	d																
York	8 d					0727 ^e		0727 ^e				0826 ^e		0826 ^e		0935 ^e	
Leeds	10 d	0634 ^e		0634		0705 ^e		0740 ^e				0811 ^e		0840 ^e		0911 ^e	
Wakefield Westgate	7 d	0647 ^e		0647		0725 ⁱ		0756 ⁱ				0823 ^e		0856 ⁱ		0923 ^e	
Doncaster ←	7 d	0646 ^e		0646 ^e		0756 ^e		0756 ^e				0851 ^e		0856 ^e		0959 ^e	
Sheffield	7 a			0722													
Sheffield	7 d	0729		0746	0724		0829		0849			0929		0949		1029	
Dronfield	d	0713 ^k		0713 ^k		0818 ^k						0915 ^k				1015 ^k	
Chesterfield	d	0741		0759	0737		0841		0901			0941		1001		1041	
Belper	d			0759 ^f					0859 ^f					0959 ^f			
Derby	6 a	0800		0818			0900		0920			1000		1020		1100	
Derby	6 d	0801		0819			0901		0921			1001		1021		1101	
Long Eaton	SP d			0830					0930					1030			
Alfreton	d				0748					0834 ^g			0903 ^g		0932 ^g		
Langley Mill	SP d				0757					0842 ^g					0940 ^g		
Lincoln	d		0704					0739 ^g						0836 ^g			
Nottingham	8 a		0756		0823												
Nottingham	8 d		0805		0832			0905		0932			1005		1032		
Beeston	SP d		0811					0911					1011				
East Midlands Parkway	d			0835	0843				0935	0943				1035	1043		
Loughborough	d		0821	0842				0921	0942				1021	1042			
Leicester	a	0823	0831	0854	0859		0923	0931	0952	1000		1023	1031	1052	1059	1123	
Leicester	d	0824	0832	0856	0900		0924	0932	0953	1001		1024	1032	1053	1100	1124	
Market Harborough	SP d		0846		0914			0946		1014			1046		1114		
Melton Mowbray	d																
Oakham	d																
Corby	d					0916						1016				1116	
Kettering	a		0855		0925		0955					1025		1055		1125	
Kettering	d		0856		0926		0956					1026		1056		1126	
Wellingborough	d		0903		0934		1003					1034		1103		1134	
Bedford	7 d		0917		0947		1017					1047		1117		1147	
Luton	10 d		0947 ^c		1003		1047 ^c					1103		1147 ^c		1203	
Luton Airport Parkway ←	7 d		0932		1016 ^b		1032					1116 ^b		1132		1216 ^b	
London St Pancras International	a	0933	0956	1006	1017	1026	1030	1056	1059	1114	1126	1130	1156	1201	1214	1226	1231

Key

-  Anytime tickets are valid on these services.
-  Anytime and Off Peak tickets are valid on these services.
-  Anytime, Off Peak and Super Off Peak tickets are valid on these services.

Restrictions shown apply to journeys from all stations to Luton, Luton Airport Parkway and London St Pancras International.

This does not apply to journeys between Bedford, Luton, Luton Airport Parkway and London St Pancras International only. Please refer to the Thameslink timetable for further information.

For all other journeys, Off Peak tickets are generally available after 0930.

Key

- HST High Speed Train
- MER Meridian Train
- ‡ Train frequently affected by engineering work.
- M** The Master Cutler
- A** Service also calls at Collingham at 0719, Newark Castle at 0729 and Lowdham at 0742.
- Y** The South Yorkshireman
- a** Arrival time
- b** Change at Luton
- c** Change at Bedford
- d** Departure time
- e** Change at Sheffield
- f** Change at Derby
- g** Change at Nottingham
- i** Time shown is Wakefield Kirkgate; change at Sheffield
- k** Change at Chesterfield
- SP** Short platform
- 8** Minimum time, in minutes, needed to change trains (five minutes if not specified).
- ← Connections to international airports

Southbound Services

Monday to Friday

	≡	≡	≡	≡	≡	≡	≡	≡	≡	≡	≡	≡	≡	≡	≡	≡	
	MER	MER	HST	MER	MER	MER	MER	HST	MER	MER	MER	MER	HST	MER	MER	MER	
Scarborough	d																
York	8 d	0935e			1035e		1035e			1135e		1135e				1235e	
Leeds	10 d	0940e			1011e		1040e			1111e		1140e				1211e	
Wakefield Westgate	7 d	0956i			1023i		1056i			1124e		1156i				1223e	
Doncaster ←	7 d	1004e			1059e		1104e			1159e		1203e				1259e	
Sheffield	7 a																
Sheffield	7 d	1049			1129		1149			1229		1249				1329	
Dronfield	d				1115k					1215k						1315k	
Chesterfield	d	1101			1141		1201			1241		1301				1341	
Belper	d	1059f					1159f					1259f					
Derby	6 a	1120			1200		1220			1300		1320				1400	
Derby	6 d	1121			1201		1221			1301		1321				1401	
Long Eaton	SP d	1130					1230					1330					
Alfreton	d	1003g		1032g		1103g		1132g			1203g		1232g			1303g	
Langley Mill	SP d			1040g				1140g					1240g				
Lincoln	d	0937g				1036g						1140g				1234g	
Nottingham	8 a																
Nottingham	8 d	1105		1132		1205		1232			1305		1332			1405	
Beeston	SP d	1111				1211					1311					1411	
East Midlands Parkway	d		1135	1143			1235	1243				1335	1343				
Loughborough	d	1121	1142			1221	1242				1321	1342				1421	
Leicester	a	1131	1152	1159		1223	1231	1252	1259		1323	1331	1352	1359		1423	1431
Leicester	d	1132	1153	1200		1224	1232	1253	1300		1324	1332	1353	1400		1424	1432
Market Harborough	SP d	1146		1214			1246		1314			1346		1414			1446
Melton Mowbray	d																
Oakham	d																
Corby	d				1216					1316						1416	
Kettering	a	1155			1225		1255			1325		1355			1425		1455
Kettering	d	1156			1226		1256			1326		1356			1426		1456
Wellingborough	d	1203			1234		1303			1334		1403			1434		1503
Bedford	7 d	1217			1247		1317			1347		1417			1447		1517
Luton	10 d	1247c			1303		1347c			1403		1447c			1503		1547c
Luton Airport Parkway ←	7 d	1232			1316b		1332			1416b		1431			1516b		1532
London St Pancras International	a	1256	1259	1314	1326	1331	1357	1400	1414	1427	1430	1455	1459	1514	1527	1531	1556

Key

- Anytime tickets are valid on these services.
- Anytime and Off Peak tickets are valid on these services.
- Anytime, Off Peak and Super Off Peak tickets are valid on these services.

Key

- HST High Speed Train
- MER Meridian Train
- a Arrival time
- b Change at Luton
- c Change at Bedford
- d Departure time
- e Change at Sheffield
- f Change at Derby
- g Change at Nottingham
- i Time shown is Wakefield Kirkgate; change at Sheffield
- k Change at Chesterfield
- SP Short platform
- 8 Minimum time, in minutes, needed to change trains. (Time allowed is five minutes if not specified).
- ← Connections to international airports

Southbound Services

Monday to Friday

	≡	≡	≡	≡	≡	≡	≡	≡	≡	≡	≡	≡	≡	≡	≡	≡	
	MER	HST	MER	MER	MER	MER	HST	MER	MER	MER	MER	HST	MER	MER	MER	MER	
Scarborough	d			1128 ^e												1328 ^e	
York	8 d	1235 ^e		1335 ^e		1335 ^e			1435 ^e		1435 ^e					1535 ^e	
Leeds	10 d	1240 ^e		1311 ^e		1340 ^e			1411 ^e		1440 ^e					1511 ^e	
Wakefield Westgate	7 d	1256 ⁱ		1323 ^e		1356 ⁱ			1423 ^e		1456 ⁱ					1523 ^e	
Doncaster ←	7 d	1304 ^e		1359 ^e		1404 ^e			1459 ^e		1504 ^e					1559 ^e	
Sheffield	7 a																
Sheffield	7 d	1349		1429		1449			1529		1549					1629	
Dronfield	d			1415 ^k					1515 ^k							1615 ^k	
Chesterfield	d	1401		1441		1501			1541		1601					1641	
Belper	d	1359 ^f				1459 ^f					1559 ^f						
Derby	6 a	1420		1500		1520			1600		1620					1700	
Derby	6 d	1421		1501		1521			1601		1621			1636	1701		
Long Eaton	SP d	1430				1530					1630						
Alfreton	d		1332 ^g		1403 ^g		1432 ^g			1503 ^g		1532 ^g				1603 ^g	
Langley Mill	SP d		1340 ^g				1440 ^g					1540 ^g					
Lincoln	d				1337 ^g						1436 ^g					1536 ^g	
Nottingham	8 a																
Nottingham	8 d		1432		1505		1532			1605		1630				1705	
Beeston	SP d				1511					1611						1711	
East Midlands Parkway	d	1435	1443			1535	1543				1635	1641		1648			
Loughborough	d	1442			1521	1542				1621	1642					1721	
Leicester	a	1452	1459		1523	1531	1552	1559		1623	1631	1652	1657		1724	1731	
Leicester	d	1453	1500		1524	1532	1553	1600		1624	1632	1653	1658		1724	1732	
Market Harborough	SP d		1514			1546		1614			1646		1712			1746	
Melton Mowbray	d														1714		
Oakham	d														1727		
Corby	d			1516				1616					1716	1751			
Kettering	a			1525		1555		1625		1655	1713		1725	1800		1755	
Kettering	d			1526		1556		1626		1656	1714		1726	↳		1756	
Wellingborough	d			1534		1603		1634		1703			1734			1803	
Bedford	7 d			1547		1617		1647		1717			1747			1817	
Luton	10 d			1603		1649 ^c		1703		1748 ^c		1749	1803		1811	1847 ^c	
Luton Airport Parkway ←	7 d			1617 ^b		1632		1716 ^b		1732		1808 ^b	1822 ^b		1836 ^b	1832	
London St Pancras International	a	1559	1614	1627	1632	1656	1659	1715	1726	1729	1756	1807	1815	1826		1836	1856

Key

- Anytime tickets are valid on these services.
- Anytime and Off Peak tickets are valid on these services.
- Anytime, Off Peak and Super Off Peak tickets are valid on these services.

Key

- HST High Speed Train
- MER Meridian Train
- a Arrival time
- b Change at Luton
- c Change at Bedford
- d Departure time
- e Change at Sheffield
- f Change at Derby
- g Change at Nottingham
- i Time shown is Wakefield Kirkgate; change at Sheffield
- k Change at Chesterfield
- SP Short platform
- 8 Minimum time, in minutes, needed to change trains. (Time allowed is five minutes if not specified).
- ← Connections to international airports

Southbound Services

Monday to Friday

	≡	≡	≡	≡	≡	≡	≡	≡	≡	≡	≡	≡	≡	≡	≡	≡	
	MER	HST	MER	MER	MER	MER	HST	MER	MER	MER	MER	HST	MER	MER	MER	HST	
Scarborough	d															1625 ^e	
York	8 d	1535 ^e			1605 ^e					1735 ^e						1835 ^e	
Leeds	10 d	1540 ^e			1640 ^e		1640 ^e			1711 ^e		1740 ^e				1811 ^e	
Wakefield Westgate	7 d	1556 ⁱ			1652 ^e		1652 ^e			1723 ^e		1756 ⁱ				1823 ^e	
Doncaster ←	7 d	1603 ^e			1649 ^e		1649 ^e			1759 ^e		1759 ^e				1859 ^e	
Sheffield	7 a																
Sheffield	7 d	1649			1729		1738			1829		1849				1929	
Dronfield	d				1715 ^k					1815 ^k						1915 ^k	
Chesterfield	d	1701			1741		1754			1841		1901				1941	
Belper	d	1659 ^f					1807					1859 ^f					
Derby	6 a	1720			1800		1818			1900		1920				2000	
Derby	6 d	1721			1801		1821			1901		1921				2001	
Long Eaton	SP d	1730					1830					1930					
Alfreton	d		1632 ^g			1704 ^g		1731 ^g			1811 ^g		1832 ^g			1918 ^g	
Langley Mill	SP d		1640 ^g					1739 ^g					1840 ^g				
Lincoln	d				1634 ^g						1726 ^g					1835 ^g	
Nottingham	8 a																
Nottingham	8 d		1732			1805		1832			1905		1932			2002	
Beeston	SP d					1811					1911					2008	
East Midlands Parkway	d	1735	1743				1835	1843				1935	1943			2015	
Loughborough	d	1742				1821	1842				1921	1942				2022	
Leicester	a	1752	1759		1824	1831	1852	1859		1924	1931	1952	1959		2023	2032	
Leicester	d	1753	1800		1824	1832	1853	1900		1924	1932	1953	2000		2024	2033	
Market Harborough	SP d		1814			1846		1914			1946		2014			2047	
Melton Mowbray	d																
Oakham	d																
Corby	d								1856						1953		2051
Kettering	a	1813		←		1855			1905		1955			2002		2056	2100
Kettering	d	1814		1823		1856			1926		1956			2026		2057	2118
Wellingborough	d			1834		1903			1934		2003			2034		2104	2127
Bedford	7 d			1847		1917			1947		2017			2047		2118	2142
Luton	10 d			1903		2003 ^c			2003		2103 ^c			2103		2204 ^c	2159
Luton Airport Parkway ←	7 d			1921 ^b		1932			2022 ^b		2032			2122 ^b		2132	2218 ^b
London St Pancras International	a	1903	1915	1926	1933	1958	2002	2016	2027	2033	2056	2101	2116	2126	2134	2157	2224

Key

- Anytime tickets are valid on these services.
- Anytime and Off Peak tickets are valid on these services.
- Anytime, Off Peak and Super Off Peak tickets are valid on these services.

Key

- HST High Speed Train
- MER Meridian Train
- a Arrival time
- b Change at Luton
- c Change at Bedford
- d Departure time
- e Change at Sheffield
- f Change at Derby
- g Change at Nottingham
- i Time shown is Wakefield Kirkgate; change at Sheffield
- k Change at Chesterfield
- SP Short platform
- 8 Minimum time, in minutes, needed to change trains. (Time allowed is five minutes if not specified).
- ← Connections to international airports

Southbound Services

Monday to Friday

		≡	≡	≡														
	MER	MER	MER	MER	MER	MER	MER											
Scarborough	d																	
York	8 d		1936 ^e			2045 ^e												
Leeds	10 d		1911 ^e			2111 ^e	2148 ^e											
Wakefield Westgate	7 d		1923 ^e			2123 ^e	2206 ^e											
Doncaster ←	7 d		2003 ^e			2107 ^e	2213 ^e											
Sheffield	7 a																	
Sheffield	7 d		2049			2201	2321											
Dronfield	d		2015 ^k			2149 ^k												
Chesterfield	d		2101			2213	2345											
Belper	d		2059 ^f															
Derby	6 a		2120			2234	0005											
Derby	6 d		2121															
Long Eaton	SP d																	
Alfreton	d	2003 ^g		2033 ^g														
Langley Mill	SP d			2040 ^g														
Lincoln	d																	
Nottingham	8 a																	
Nottingham	8 d		2102		2132													
Beeston	SP d		2108															
East Midlands Parkway	d		2114	2135														
Loughborough	d		2122	2142	2147													
Leicester	a		2132	2152	2157													
Leicester	d		2133	2153	2158													
Market Harborough	SP d		2147		2212													
Melton Mowbray	d																	
Oakham	d																	
Corby	d	2143				2243												
Kettering	a	2152	2156		2222	2252												
Kettering	d		2157		2223													
Wellingborough	d		2204		2230													
Bedford	7 d		2218		2245													
Luton	10 d		2235		2302													
Luton Airport Parkway ←	7 d		2239		2337 ^b													
London St Pancras International	a		2305	2301	2338													

Key

- Anytime tickets are valid on these services.
- Anytime and Off Peak tickets are valid on these services.
- Anytime, Off Peak and Super Off Peak tickets are valid on these services.

Key

- HST High Speed Train
- MER Meridian Train
- a Arrival time
- b Change at Luton
- c Change at Bedford
- d Departure time
- e Change at Sheffield
- f Change at Derby
- g Change at Nottingham
- i Time shown is Wakefield Kirkgate; change at Sheffield
- k Change at Chesterfield
- SP Short platform
- 8 Minimum time, in minutes, needed to change trains. (Time allowed is five minutes if not specified).
- ← Connections to international airports

Southbound Services

Saturday

		⌘	⌘	⌘		⌘	⌘	⌘	⌘	⌘	⌘	⌘	⌘	⌘	⌘	⌘	⌘	
	MER	MER	MER	MER	MER	MER	HST	MER	MER	MER	HST	MER	MER	MER	MER	MER	HST	
															A			
Scarborough	d																	
York	8 d																	
Leeds	10 d												0634 ^e				0634	
Wakefield Westgate	7 d												0646 ^e				0646	
Doncaster ←	7 d							0540 ^e					0647 ^e				0647 ^e	
Sheffield	7 a																0722	
Sheffield	7 d			0529				0629					0729				0737	
Dronfield	d												0713 ^k					
Chesterfield	d			0541				0641					0741				0750	
Belper	d							0643 ^f									0759 ^f	
Derby	6 a			0600				0700					0800					
Derby	6 d		0521	0601			0621	0701		0721			0801			0821		
Long Eaton	SP d		0530				0630			0730						0830		
Alfreton	d											0629 ^g					0801	
Langley Mill	SP d											0637 ^g					0809	
Lincoln	d									0526 ^g						0704		
Nottingham	8 a															0757	0825	
Nottingham	8 d				0605			0632		0705		0730				0805	0832	
Beeston	SP d				0611					0711						0811		
East Midlands Parkway	d		0535				0635	0643				0735	0743				0835	0843
Loughborough	d		0542		0621		0642			0721	0742					0821	0842	
Leicester	a		0552	0622	0631		0652	0659	0724	0731	0752	0759		0823	0831	0852	0859	
Leicester	d	0445	0553	0624	0632		0653	0700	0724	0732	0753	0801		0824	0832	0853	0900	
Market Harborough	SP d		0607		0646			0714		0746		0815				0846	0914	
Melton Mowbray	d																	
Oakham	d																	
Corby	d					0706										0816		
Kettering	a	0504	0616		0655	0715	0720			0755				0825		0855		
Kettering	d	0505	0617		0656		0726			0756				0826		0856		
Wellingborough	d	0517	0624		0703		0734			0803				0834		0903		
Bedford	7 d	0544	0638		0717		0747			0817				0847		0917		
Luton	10 d	0617 ^c	0653		0747 ^c		0803			0847 ^c				0903		0947 ^c		
Luton Airport Parkway ←	7 d	0601	0706 ^b		0732		0816 ^b			0832				0916 ^b		0932		
London St Pancras International	a	0628	0718	0729	0756		0827	0814	0831	0856	0900	0914	0926	0931	0956	0959	1014	

Key

Anytime, Off Peak and Super Off Peak tickets are valid on these services.

Please note: Due to the occasional late notification of essential engineering work at weekends, we strongly advise you to check your train times 24 hours before travel by calling National Rail Enquiries on **03457 48 49 50** or by visiting eastmidlandstrains.co.uk.

Key

HST High Speed Train
 MER Meridian Train
A Service also calls at Collingham at 0719, Newark Castle at 0729 and Lowdham at 0742.
a Arrival time
b Change at Luton
c Change at Bedford
d Departure time
e Change at Sheffield
f Change at Derby
g Change at Nottingham
i Time shown is Wakefield Kirkgate; change at Sheffield
k Change at Chesterfield

SP Short platform
8 Minimum time, in minutes, needed to change trains (five minutes if not specified).
 ← Connections to international airports

Southbound Services

Saturday

	⚡	🚗	⚡	⚡	⚡	⚡	⚡	⚡	⚡	⚡	⚡	⚡	⚡	⚡	⚡	⚡	
	MER	MER	MER	MER	HST	MER	MER	MER	MER	HST	MER	MER	MER	MER	HST	MER	
Scarborough	d																
York	8 d	0727 ^e		0727 ^e	0727 ^e		0835 ^e	0835 ^e			0935 ^e	0935 ^e					
Leeds	10 d	0738 ^e		0740 ^e	0738		0811 ^e	0840 ^e			0911 ^e	0940 ^e					
Wakefield Westgate	7 d	0751 ^e		0758 ⁱ	0751		0824 ^e	0858 ⁱ			0924 ^e	0958 ⁱ					
Doncaster ←	7 d	0756 ^e		0756 ^e	0756 ^e		0859 ^e	0905 ^e			0959 ^e	1004 ^e					
Sheffield	7 a				0822												
Sheffield	7 d	0829		0849	0834		0929	0949			1029	1049					
Dronfield	d	0818 ^k					0915 ^k				1015 ^k						
Chesterfield	d	0841		0901	0847		0941	1001			1041	1101					
Belper	d			0859 ^f				0959 ^f				1059 ^f					
Derby	6 a	0900		0920			1000	1020			1100	1120					
Derby	6 d	0901		0921			1001	1021			1101	1121					
Long Eaton	SP d			0930				1030				1130					
Alfreton	d				0857		0903 ^g	0932 ^g			1003 ^g	1032 ^g					
Langley Mill	SP d				0842 ^g			0940 ^g				1040 ^g					
Lincoln	d		0726 ^g				0835 ^g				0936 ^g						
Nottingham	8 a				0919												
Nottingham	8 d		0905		0932		1005	1032			1105	1132					
Beeston	SP d		0911				1011				1111						
East Midlands Parkway	d			0935	0943			1035	1043			1135	1143				
Loughborough	d		0921	0942			1021	1042			1121	1142					
Leicester	a	0923	0931	0952	0959		1023	1031	1052	1059	1123	1131	1152	1159			
Leicester	d	0924	0932	0953	1000		1024	1032	1053	1100	1124	1132	1153	1200			
Market Harborough	SP d		0946		1014		1046	1114			1146	1214					
Melton Mowbray	d																
Oakham	d																
Corby	d	0916				1016					1116					1216	
Kettering	a	0925		0955		1025		1055			1125		1155			1225	
Kettering	d	0926		0956		1026		1056			1126		1156			1226	
Wellingborough	d	0934		1003		1034		1103			1134		1203			1234	
Bedford	7 d	0947		1017		1047		1117			1147		1217			1247	
Luton	10 d	1003		1047 ^c		1103		1147 ^c			1203		1247 ^c			1303	
Luton Airport Parkway ←	7 d	1016 ^b		1032		1116 ^b		1132			1216 ^b		1232			1316 ^b	
London St Pancras International	a	1026	1030	1056	1100	1114	1126	1130	1156	1200	1214	1226	1230	1256	1300	1314	1326

Key

Anytime, Off Peak and Super Off Peak tickets are valid on these services.

Please note: Due to the occasional late notification of essential engineering work at weekends, we strongly advise you to check your train times 24 hours before travel by calling National Rail Enquiries on **03457 48 49 50** or by visiting eastmidlandstrains.co.uk.

Key

- HST High Speed Train
- MER Meridian Train
- a Arrival time
- b Change at Luton
- c Change at Bedford
- d Departure time
- e Change at Sheffield
- f Change at Derby
- g Change at Nottingham
- i Time shown is Wakefield Kirkgate; change at Sheffield
- k Change at Chesterfield
- SP Short platform
- 8 Minimum time, in minutes, needed to change trains. (Time allowed is five minutes if not specified).
- ← Connections to international airports

Southbound Services

Saturday

	Ꞥ	Ꞥ	Ꞥ	Ꞥ	Ꞥ	Ꞥ	Ꞥ	Ꞥ	Ꞥ	Ꞥ	Ꞥ	Ꞥ	Ꞥ	Ꞥ	Ꞥ	Ꞥ
	MER	MER	MER	HST	MER	MER	MER	MER	HST	MER	MER	MER	MER	HST	MER	MER
Scarborough	d															1128e
York	8 d	1035e	1035e			1135e	1135e				1235e	1235e				1335e
Leeds	10 d	1011e	1040e			1111e	1140e				1211e	1240e				1305e
Wakefield Westgate	7 d	1024e	1058i			1123e	1158i				1223e	1258i				1304e
Doncaster ←	7 d	1059e	1104e			1159e	1203e				1259e	1304e				1359e
Sheffield	7 a															
Sheffield	7 d	1129	1149			1229	1249				1329	1349				1429
Dronfield	d	1115k				1215k					1315k					1416k
Chesterfield	d	1141	1201			1241	1301				1341	1401				1441
Belper	d		1159f				1259f					1359f				
Derby	6 a	1200	1220			1300	1320				1400	1420				1500
Derby	6 d	1201	1221			1301	1321				1401	1421				1501
Long Eaton	SP d		1230				1330					1430				
Alfreton	d		1103g	1132g			1203g	1232g				1303g	1332g			
Langley Mill	SP d			1140g				1240g							1340g	
Lincoln	d		1036g				1140g					1236g				
Nottingham	8 a															
Nottingham	8 d		1205	1232			1305	1332				1405	1432			
Beeston	SP d		1211				1311					1411				
East Midlands Parkway	d			1235 1243				1335 1343					1435 1443			
Loughborough	d		1221 1242					1321 1342					1421 1442			
Leicester	a	1223	1231 1252 1259			1323 1331 1352 1359					1423 1431 1452 1459					1523
Leicester	d	1224	1232 1253 1300			1324 1332 1353 1401					1424 1432 1453 1500					1524
Market Harborough	SP d		1246	1314			1346	1414				1446	1514			
Melton Mowbray	d															
Oakham	d															
Corby	d				1316					1416						1516
Kettering	a		1255		1325		1355			1425		1455				1525
Kettering	d		1256		1326		1356			1426		1456				1526
Wellingborough	d		1303		1334		1403			1434		1503				1534
Bedford	7 d		1317		1347		1417			1447		1517				1547
Luton	10 d		1347c		1403		1447c			1503		1547c				1603
Luton Airport Parkway ←	7 d		1332		1416b		1432			1516b		1532				1616b
London St Pancras International	a	1330	1356	1400 1414 1427 1430	1456 1459 1514 1527 1530 1556 1559	1614 1627 1631										

Key

Anytime, Off Peak and Super Off Peak tickets are valid on these services.

Please note: Due to the occasional late notification of essential engineering work at weekends, we strongly advise you to check your train times 24 hours before travel by calling National Rail Enquiries on **03457 48 49 50** or by visiting eastmidlandstrains.co.uk.

Key

- HST High Speed Train
- MER Meridian Train
- a Arrival time
- b Change at Luton
- c Change at Bedford
- d Departure time
- e Change at Sheffield
- f Change at Derby
- g Change at Nottingham
- i Time shown is Wakefield Kirkgate; change at Sheffield
- k Change at Chesterfield
- SP Short platform
- 8 Minimum time, in minutes, needed to change trains. (Time allowed is five minutes if not specified).
- ← Connections to international airports

Southbound Services

Saturday

	☞	☞	☞	☞	☞	☞	☞	☞	☞	☞	☞	☞	☞	☞	☞	☞
	MER	MER	HST	MER	MER	MER	MER	HST	MER	MER	MER	MER	HST	MER	MER	MER
Scarborough	d											1328 ^e				
York	8 d		1335 ^e			1435 ^e		1435 ^e				1535 ^e		1535 ^e		1606 ^e
Leeds	10 d		1340 ^e			1411 ^e		1440 ^e				1511 ^e		1540 ^e		1640 ^e
Wakefield Westgate	7 d		1358 ⁱ			1423 ^e		1458 ⁱ				1523 ^e		1558 ⁱ		1652 ^e
Doncaster ←	7 d		1403 ^e			1459 ^e		1504 ^e				1559 ^e		1604 ^e		1649 ^e
Sheffield	7 a															
Sheffield	7 d		1449			1529		1549				1629		1649		1729
Dronfield	d					1515 ^k						1615 ^k		1648 ^k		1716 ^k
Chesterfield	d		1501			1541		1601				1641		1701		1741
Belper	d		1459 ^f					1559 ^f						1659 ^f		
Derby	6 a		1520			1600		1620				1700		1720		1800
Derby	6 d		1521			1601		1621				1701		1721		1801
Long Eaton	SP d		1530					1630						1730		
Alfreton	d	1403 ^g		1432 ^g			1503 ^g		1532 ^g			1603 ^g		1632 ^g		1704 ^g
Langley Mill	SP d			1440 ^g					1540 ^g					1640 ^g		
Lincoln	d	1337 ^g					1432 ^g							1526 ^g		1635 ^g
Nottingham	8 a															
Nottingham	8 d	1505		1532			1605		1632			1705		1732		1805
Beeston	SP d	1511					1611					1711				1811
East Midlands Parkway	d		1535	1543				1635	1643					1735	1743	
Loughborough	d	1521	1542				1621	1642						1721	1742	
Leicester	a	1531	1552	1559		1623	1631	1652	1659			1725	1731	1752	1759	1825
Leicester	d	1532	1553	1600		1624	1632	1653	1700			1726	1732	1753	1800	1826
Market Harborough	SP d	1546		1614			1646		1714				1746		1814	
Melton Mowbray	d															
Oakham	d															
Corby	d					1616						1716				1816
Kettering	a	1555				1625		1655				1725		1755		1825
Kettering	d	1556				1626		1656				1726		1756		1826
Wellingborough	d	1603				1634		1703				1734		1803		1834
Bedford	7 d	1617				1647		1717				1747		1817		1847
Luton	10 d	1647 ^c				1703		1747 ^c				1803		1847 ^c		1903
Luton Airport Parkway ←	7 d	1632				1716 ^b		1732				1816 ^b		1832		1916 ^b
London St Pancras International	a	1656	1700	1714	1726	1730	1756	1800	1814	1826	1829	1856	1900	1914	1926	1931

Key

Anytime, Off Peak and Super Off Peak tickets are valid on these services.

Please note: Due to the occasional late notification of essential engineering work at weekends, we strongly advise you to check your train times 24 hours before travel by calling National Rail Enquiries on **03457 48 49 50** or by visiting eastmidlandstrains.co.uk.

Key

- HST High Speed Train
- MER Meridian Train
- a Arrival time
- b Change at Luton
- c Change at Bedford
- d Departure time
- e Change at Sheffield
- f Change at Derby
- g Change at Nottingham
- i Time shown is Wakefield Kirkgate; change at Sheffield
- k Change at Chesterfield
- SP Short platform
- 8 Minimum time, in minutes, needed to change trains. (Time allowed is five minutes if not specified).
- ← Connections to international airports

Southbound Services

Saturday

	⌘	⌘	⌘	⌘	⌘	⌘	⌘	⌘	⌘	⌘	⌘	⌘	⌘	⌘	⌘	⌘	⌘	⌘
	MER	HST	MER	MER	MER	MER	MER	HST	MER	MER	MER	MER	MER	MER	MER	MER	MER	MER
						E	F											
Scarborough	d					1703						1625e						
York	8 d	1606e			1735e	1750	1750					1835e			1936e			
Leeds	10 d	1640e			1711e	1740e	1740e					1811e			1911e			2148e
Wakefield Westgate	7 d	1658i			1723e	1758i	1758i					1823e			1924e			2204e
Doncaster ←	7 d	1701e			1759e	1819	1819					1859e			2000e			2213e
Sheffield	7 a					1843	1843											
Sheffield	7 d	1749			1829	1849	1849					1929			2029			2320
Dronfield	d				1815k							1915k			2015k			
Chesterfield	d	1801			1841	1901	1901					1941			2040			2332
Belper	d	1759f				1859f	1859f								1959f			
Derby	6 a	1820			1900	1920	1920					2000			2100			0006
Derby	6 d	1821			1901	1921	1921					2001			2100			
Long Eaton	SP d	1830				1930	1930											
Alfreton	d		1732g			1808g			1832g			1908g			2003g	2032g		
Langley Mill	SP d		1740g						1840g							2040g		
Lincoln	d				1725g							1830g			1939g			
Nottingham	8 a																	
Nottingham	8 d		1832			1905			1932			2005			2105	2132		
Beeston	SP d					1911						2011			2111			
East Midlands Parkway	d	1835	1843			1935	1935	1943				2017			2113	2117		
Loughborough	d	1842				1921	1942	1942				2025			2120	2125	2147	
Leicester	a	1852	1859		1923	1931	1952	1952	1959			2023	2034		2131	2135	2157	
Leicester	d	1853	1900		1924	1932	1953	1953	2000			2024	2036		2137	2158		
Market Harborough	SP d		1914			1946			2014			2049			2150	2212		
Melton Mowbray	d																	
Oakham	d																	
Corby	d			1916						1950			2043	2143				2243
Kettering	a			1925		1955	2013	2013		1959		2058	2052	2152		2158	2222	2252
Kettering	d			1926		1956	2014	2014		2026		2058	2126		2158	2223		
Wellingborough	d			1934		2003				2034		2107	2134		2207	2230		
Bedford	7 d			1947		2017				2047		2121	2147		2221	2243		
Luton	10 d			2003		2103c				2103		2203c	2203		2236	2301		
Luton Airport Parkway ←	7 d			2022b		2032				2122b		2136	2218b		2240			
London St Pancras International	a	2000	2014	2027	2030	2056	2103	2103	2114	2126	2131	2159	2226		2315	2340		

Key

Anytime, Off Peak and Super Off Peak tickets are valid on these services.

Please note: Due to the occasional late notification of essential engineering work at weekends, we strongly advise you to check your train times 24 hours before travel by calling National Rail Enquiries on 03457 48 49 50 or by visiting eastmidlandstrains.co.uk.

Key

- HST High Speed Train
- MER Meridian Train
- E Service runs until 9th September 2017
- F Service runs from 16th September 2017
- a Arrival time
- b Change at Luton
- c Change at Bedford
- d Departure time
- e Change at Sheffield
- f Change at Derby
- g Change at Nottingham
- i Time shown is Wakefield Kirkgate; change at Sheffield
- k Change at Chesterfield

- SP Short platform
- 8 Minimum time, in minutes, needed to change trains (five minutes if not specified).
- ← Connections to international airports

Southbound Services

Sunday

	⌘	⌘	⌘	⌘	⌘	⌘	⌘	⌘	⌘	⌘	⌘	⌘	⌘	⌘	⌘	⌘	⌘	⌘	⌘
	HST	MER	MER	MER	MER	MER	HST	MER	MER	HST	MER	MER	MER	HST	HST	MER	HST	MER	
Scarborough	d																		
York	8 d													0933e				1033e	
Leeds	10 d								0810e			0905e	0950	1050				1121e	
Wakefield Westgate	7 d								0823e			0922i	1003	1103				1136e	
Doncaster ←	7 d								0803e			0939e	0939e	1042e				1148e	
Sheffield	7 a												1030	1131					
Sheffield	7 d					0818			0925			1025	1035	1143				1249	
Dronfield	d								0915k			1017k		1114k				1217k	
Chesterfield	d					0831			0938			1037	1048	1155				1301	
Belper	d																		1300f
Derby	6 a					0849			0957			1056		1217				1321	
Derby	6 d	0650		0751		0851			0959			1057		1217				1322	
Long Eaton	SP d			0801		0900			1008			1107		1229				1332	
Alfreton	d									0932g			1033g					1130g	
Langley Mill	SP d									0940g			1041g					1138g	
Lincoln	d									0847g			0959g					1110g	
Nottingham	8 a												1121						
Nottingham	8 d		0729		0822			0920			1030			1139				1249	
Beeston	SP d				0828						1037							1256	
East Midlands Parkway	d	0702	0739	0805	0835		0905	0931		1013	1045		1111	1150	1234		1303	1336	
Loughborough	d			0813	0843		0912	0940		1020	1053		1119	1159	1242		1312	1344	
Leicester	a	0719	0753	0823	0853		0923	0952		1030	1106		1129	1211	1254		1324	1354	
Leicester	d	0720	0755	0825	0855		0924	0954		1032	1108		1130	1213	1256		1326	1355	
Market Harborough	SP d	0738	0811	0841	0911		0940	1011		1045	1122		1143	1227	1310		1340	1408	
Melton Mowbray	d																		
Oakham	d																		
Corby	d					0930			1025			1125		1220			1310		
Kettering	a	0748	0820	0850	0920	0939	0949	1021	1034	1054	1132	1134	1152	1229	1237		1319	1350	
Kettering	d	0749	0821	0851	0921		0950	1022		1055	1133		1153	1238		1320	1351		
Wellingborough	d	0801	0832	0902	0932		1002	1030		1102	1141		1201	1246		1329	1359		
Bedford	7 d	0815	0845	0915	0945		1015	1045		1116	1157		1215	1302		1341	1415		
Luton	10 d	0834	0930c	0935	1030c		1035	1130c		1136	1230c		1230	1344c		1357	1500c		
Luton Airport Parkway ←	7 d	0847b	0907	0951b	1007		1051b	1106		1151b	1213		1247b	1318		1417b	1431		
London St Pancras International	a	0915	0945	1015	1048		1117	1148		1214	1241		1254	1344	1409	1421	1459	1504	

Key

Anytime, Off Peak and Super Off Peak tickets are valid on these services.

Please note: Due to the occasional late notification of essential engineering work at weekends, we strongly advise you to check your train times 24 hours before travel by calling National Rail Enquiries on **03457 48 49 50** or by visiting eastmidlandstrains.co.uk.

Key

- HST High Speed Train
- MER Meridian Train
- a Arrival time
- b Change at Luton
- c Change at Bedford
- d Departure time
- e Change at Sheffield
- f Change at Derby
- g Change at Nottingham
- i Time shown is Wakefield Kirkgate; change at Sheffield
- k Change at Chesterfield
- SP Short platform
- 8 Minimum time, in minutes, needed to change trains. (Time allowed is five minutes if not specified).
- ← Connections to international airports

Southbound Services

Sunday

	MER	HST	MER	MER	MER	MER	MER	HST	MER	HST	MER	MER	MER	MER	MER	HST	HST	MER
Scarborough	d					1111e				1206e								
York	8 d		1141e			1241e				1435e	1435e					1535e		
Leeds	10 d		1211e			1321e				1434						1521e		
Wakefield Westgate	7 d		1224e			1336e				1447						1536e		
Doncaster ←	7 d		1242e			1342e				1459e	1459e					1559e		
Sheffield	7 a									1517								
Sheffield	7 d		1343			1449				1529	1550					1649		
Dronfield	d		1317k			1417k				1517k	1517k					1617k		
Chesterfield	d		1356			1501				1542	1602					1700		
Belper	d					1503f										1701f		
Derby	6 a		1416			1520				1602	1621					1719		
Derby	6 d		1417			1522				1602	1626					1657	1723	
Long Eaton	SP d		1427			1531										1707		
Alfreton	d		1308g			1412g			1508g	1508g				1603g	1603g			1707g
Langley Mill	SP d		1241g			1341g			1515g	1515g				1611g	1611g			1715g
Lincoln	d		1156g			1300g			1417g	1417g				1508g	1508g			1615g
Nottingham	8 a																	
Nottingham	8 d		1349			1452			1543	1552				1645	1650			1745
Beeston	SP d		1356			1458				1558					1657			
East Midlands Parkway	d		1403	1431		1504	1536		1553	1605	1616	1637		1655	1703	1711	1736	1755
Loughborough	d		1412	1439		1512	1543			1612	1625				1711	1719		
Leicester	a		1424	1453		1522	1554		1611	1623	1637	1653		1709	1721	1729	1754	1813
Leicester	d		1426	1455		1524	1555		1612	1624	1639	1655		1710	1723	1731	1754	1814
Market Harborough	SP d		1440	1508		1537				1637	1653				1736	1744		
Melton Mowbray	d																	
Oakham	d																	
Corby	d	1410			1510			1620						1720				1820
Kettering	a	1419	1450		1519	1546		1629		1646	1703			1729		1745	1754	1829
Kettering	d	1420	1451		1520	1547				1647	1703				1746	1755		
Wellingborough	d	1428	1459		1528	1554				1655	1712				1754	1802		
Bedford	7 d	1443	1515		1543	1609				1709	1728				1808	1817		
Luton	10 d	1457	1556c		1557	1644c	1642			1744c	1745				1830c	1831		
Luton Airport Parkway ←	7 d	1517b	1531		1617b	1624	1703b			1725	1803b				1824	1851b		
London St Pancras International	a	1521	1557	1605	1621	1648	1709		1723	1748	1810	1802		1817	1847	1855	1909	1925

Key

Anytime, Off Peak and Super Off Peak tickets are valid on these services.

Please note: Due to the occasional late notification of essential engineering work at weekends, we strongly advise you to check your train times 24 hours before travel by calling National Rail Enquiries on **03457 48 49 50** or by visiting eastmidlandstrains.co.uk.

Key

- HST High Speed Train
- MER Meridian Train
- a Arrival time
- b Change at Luton
- c Change at Bedford
- d Departure time
- e Change at Sheffield
- f Change at Derby
- g Change at Nottingham
- i Time shown is Wakefield Kirkgate; change at Sheffield
- k Change at Chesterfield
- SP Short platform
- 8 Minimum time, in minutes, needed to change trains. (Time allowed is five minutes if not specified).
- ← Connections to international airports

Southbound Services

Sunday

	Ꞥ	Ꞥ	Ꞥ		Ꞥ	Ꞥ	Ꞥ		Ꞥ	Ꞥ		Ꞥ	Ꞥ	Ꞥ				
	MER	MER	MER	MER	MER	MER	MER	MER	MER	HST	MER	MER	MER	MER				
Scarborough	d		1406 ^e							1606 ^e								
York	8 d		1625 ^e			1750				1835 ^e		1924 ^e		2050 ^e				
Leeds	10 d		1617 ^e			1721 ^e				1811 ^e		1911 ^e		2111 ^e				
Wakefield Westgate	7 d		1648 ⁱ			1736 ^e				1823 ^e		1923 ^e		2123 ^e				
Doncaster ←	7 d		1651 ^e			1813				1859 ^e		1954 ^e		2142 ^e				
Sheffield	7 a					1839												
Sheffield	7 d		1750			1847				1928		2026		2236				
Dronfield	d		1717 ^k			1817 ^k				1917 ^k		2017 ^k		2150 ^k				
Chesterfield	d		1802			1900				1941		2039		2248				
Belper	d		1801 ^f			1900 ^f												
Derby	6 a		1821			1919				2001		2059		2323				
Derby	6 d		1806	1826		1919				2003		2101						
Long Eaton	SP d		1815			1930				2013								
Alfreton	d	1707 ^g			1805 ^g					1905 ^g				2033 ^g				
Langley Mill	SP d	1715 ^g			1812 ^g					1912 ^g				2041 ^g				
Lincoln	d	1615 ^g			1656 ^g					1805 ^g				2005 ^g				
Nottingham	8 a																	
Nottingham	8 d	1752			1845	1852				1951				2121				
Beeston	SP d	1758				1858				1957								
East Midlands Parkway	d	1804	1820	1837		1855	1905	1934		2004	2018		2113	2131				
Loughborough	d	1812	1828			1902	1912	1942		2011	2027			2139				
Leicester	a	1822	1838	1853		1913	1923	1953		2021	2039		2130	2153				
Leicester	d	1825	1840	1854		1914	1925	1955		2023	2041		2132	2154				
Market Harborough	SP d	1838	1853			1927	1938	2008		2036	2055		2146	2208				
Melton Mowbray	d																	
Oakham	d																	
Corby	d				1920				2020			2125						
Kettering	a	1847	1902		1929	1936	1947	2015	2029	2045	2105	2134	2156	2217				
Kettering	d	1848	1905			1937	1948	2015		2046	2106		2157	2218				
Wellingborough	d	1855	1912			1945	1955	2025		2053	2114		2205	2225				
Bedford	7 d	1909	1928			1959	2009	2040		2109	2131		2221	2239				
Luton	10 d	1943 ^c	1944			2015	2052 ^c	2054		2123	2146		2237	2254				
Luton Airport Parkway ←	7 d	1924	2003 ^b			2033 ^b	2024	2058		2155 ^b	2225 ^b		2255 ^b	2327 ^b				
London St Pancras International	a	1948	2007	2000		2039	2049	2121		2148	2213		2303	2324				

Key

Anytime, Off Peak and Super Off Peak tickets are valid on these services.

Please note: Due to the occasional late notification of essential engineering work at weekends, we strongly advise you to check your train times 24 hours before travel by calling National Rail Enquiries on **03457 48 49 50** or by visiting eastmidlandstrains.co.uk.

Key




- HST High Speed Train
- MER Meridian Train
- a Arrival time
- b Change at Luton
- c Change at Bedford
- d Departure time
- e Change at Sheffield
- f Change at Derby
- g Change at Nottingham
- i Time shown is Wakefield Kirkgate; change at Sheffield
- k Change at Chesterfield
- SP Short platform
- 8 Minimum time, in minutes, needed to change trains. (Time allowed is five minutes if not specified).
- ← Connections to international airports

Northbound Services

Monday to Friday

		☪	☪	☀	☀		☀	☀	☀	☀		☀	☪	☀	☀	☀	
	MER	MER	MER	MER	MER	HST	MER	HST	MER	MER	HST	MER	MER	HST	MER	MER	
	MX																
London St Pancras International	d	0015			0545	0632		0652	0655	0724	0729		0758	0801	0815	0826	0829
Luton Airport Parkway ←	7 d	0043				0630 ^b		0713	0700 ^b		0749			0808 ^b			0849
Luton	10 d	0047			0612	0654			0718		0727 ^c			0822			0824 ^c
Bedford	7 d	0111			0627	0709			0733		0804			0837			0904
Wellingborough	d	0131			0639	0721			0746		0817			0849			0917
Kettering	a	0143			0646	0728			0755		0823			0859			0923
Kettering	d	0143			0647	0729	0738		0756		0823	0832		0900			0923
Corby	a						0747					0841		0911			
Oakham	a																
Melton Mowbray	a																
Market Harborough	SP d	0155			0657	0739			0807	0816	0834				0910		0934
Leicester	a	0210			0710	0751		0757	0822	0829	0846		0900		0924	0929	0946
Leicester	d				0712	0752		0758	0823	0830	0848		0901		0925	0930	0948
Loughborough	d				0722	0802		0808	0834	0840	0858					0940	0958
East Midlands Parkway	a				0728			0815	0841	0847					0941	0947	
Beeston	SP a							0822			0908						1008
Nottingham	8 a							0832	0854		0918				0954		1018
Nottingham	8 d																
Lincoln	a								1017 ^g						1126 ^g		
Langley Mill	SP d								0936 ^g						1036 ^g		
Alfreton	d							0908 ^g	0944 ^g		1008 ^g				1044 ^g		1108 ^g
Long Eaton	SP a				0733					0851							0951
Derby	6 a				0745	0817				0903			0923				1003
Derby	6 d		0627	0721	0747	0819				0905			0925				1005
Belper	a			0728	0804 ^f	0904 ^f							1004 ^f				
Chesterfield	a		0645	0742	0809	0837				0927			0943				1027
Dronfield	a			0748	0827 ^k	0902 ^k							1002 ^k				
Sheffield	7 a		0713	0800	0827	0855				0941			0958				1041
Sheffield	7 d																
Doncaster ←	7 a		0801 ^e	0837 ^e	0915 ^e	0935 ^e				1032 ^e			1035 ^e				1132 ^e
Wakefield Westgate	7 a		0827 ⁱ	0857 ⁱ	0927 ⁱ	0946 ^e				1027 ⁱ			1046 ^e				1127 ⁱ
Leeds	10 a		0849 ^e	0901 ^e	0949 ^e	1001 ^e				1049 ^e			1101 ^e				1149 ^e
York	8 a		0847 ^e			1030 ^e				1130 ^e			1130 ^e				1230 ^e
Scarborough	a					1246 ^e											

Key

-  Anytime tickets are valid on these services.
-  Anytime and Off Peak tickets are valid on these services.
-  Anytime, Off Peak and Super Off Peak tickets are valid on these services.

Restrictions shown apply on journeys to all stations from London St Pancras International, Luton Airport Parkway and Luton.

This does not apply to journeys between London St Pancras International, Luton Airport Parkway, Luton and Bedford only. Please refer to the Thameslink timetable for further information.
















For all other journeys, Off Peak tickets are generally available after 0930.

Key




- HST High Speed Train
- MER Meridian Train
- MX** Does not run on Monday mornings
- a** Arrival time
- b** Change at Luton
- c** Change at Bedford
- d** Departure time
- e** Change at Sheffield
- f** Change at Derby
- g** Change at Nottingham
- i** Time shown is Wakefield Kirkgate; change at Sheffield
- k** Change at Chesterfield
- SP** Short platform
- 8** Minimum time, in minutes, needed to change trains. (Time allowed is five minutes if not specified).
- ←** Connections to international airports

Northbound Services

Monday to Friday

																	
	MER	HST	MER	HST	MER	MER	MER	MER	MER	HST	MER	MER	MER	MER	HST	MER	MER
London St Pancras International	d	0856		0900	0915	0926	0929	0958	1001	1015	1026	1029	1058	1101	1115	1126	1129
Luton Airport Parkway \leftarrow	7 d			0903b			0949		1007b			1049		1107b			1149
Luton	10 d			0922			0932c		1022			1024c		1122			1124c
Bedford	7 d			0937			1004		1037			1104		1137			1204
Wellingborough	d			0949			1017		1049			1117		1149			1217
Kettering	a			0957			1023		1059			1123		1159			1223
Kettering	d			1000			1023		1100			1123		1200			1223
Corby	a		0926	1011					1111					1212			
Oakham	a		0947														
Melton Mowbray	a		1000														
Market Harborough	SP d				1010		1034			1110		1134			1210		1234
Leicester	a	1000			1024	1029	1046	1100		1124	1129	1146	1200		1224	1229	1246
Leicester	d	1001			1025	1030	1048	1101		1125	1130	1148	1201		1225	1230	1248
Loughborough	d					1040	1058				1140	1158				1240	1258
East Midlands Parkway	a		1030		1041	1047				1141	1147				1241	1247	
Beeston	SP a						1108					1208					1308
Nottingham	8 a				1055		1118			1155		1218			1255		1318
Nottingham	8 d																
Lincoln	a				1221g							1323g			1423g		
Langley Mill	SP d				1136g					1236g					1336g		
Alfreton	d				1144g		1208g			1244g		1310g			1344g		1408g
Long Eaton	SP a					1051					1151					1251	
Derby	6 a	1023	1045			1103		1123			1203		1223			1303	
Derby	6 d	1025				1105		1125			1205		1225			1305	
Belper	a	1104f						1204f					1304f				
Chesterfield	a	1043				1127		1143			1227		1243			1327	
Dronfield	a	1102k						1202k					1302k				
Sheffield	7 a	1100				1141		1159			1241		1259			1341	
Sheffield	7 d																
Doncaster \leftarrow	7 a	1135e				1233e		1235e			1333e		1335e			1432e	
Wakefield Westgate	7 a	1146e				1227i		1246e			1327i		1346e			1427i	
Leeds	10 a	1201e				1249e		1301e			1349e		1401e			1449e	
York	8 a	1230e				1330e		1330e			1430e		1430e			1530e	
Scarborough	a	1446e															

Key

-  Anytime tickets are valid on these services.
-  Anytime and Off Peak tickets are valid on these services.
-  Anytime, Off Peak and Super Off Peak tickets are valid on these services.

Restrictions shown apply on journeys to all stations from London St Pancras International, Luton Airport Parkway and Luton.

This does not apply to journeys between London St Pancras International, Luton Airport Parkway, Luton and Bedford only. Please refer to the Thameslink timetable for further information.

For all other journeys, Off Peak tickets are generally available after 0930.

Key

- HST High Speed Train
- MER Meridian Train
- MX** Does not run on Monday mornings
- a** Arrival time
- b** Change at Luton
- c** Change at Bedford
- d** Departure time
- e** Change at Sheffield
- f** Change at Derby
- g** Change at Nottingham
- i** Time shown is Wakefield Kirkgate; change at Sheffield
- k** Change at Chesterfield
- SP** Short platform
- 8** Minimum time, in minutes, needed to change trains. (Time allowed is five minutes if not specified).
- \leftarrow Connections to international airports

Northbound Services

Monday to Friday

	≡	≡	≡	≡	≡	≡	≡	≡	≡	≡	≡	≡	≡	≡	≡	≡	
	MER	MER	HST	MER	MER	MER	MER	HST	MER	MER	MER	MER	HST	MER	MER	MER	
London St Pancras International	d	1158	1201	1215	1226	1229	1258	1301	1315	1326	1329	1358	1401	1415	1426	1429	1458
Luton Airport Parkway ←	7 d		1206b			1249		1307b			1349		1407b			1449	
Luton	10 d		1222			1224c		1322			1324c		1422			1424c	
Bedford	7 d		1237			1304		1337			1404		1437			1504	
Wellingborough	d		1249			1317		1349			1417		1449			1517	
Kettering	a		1259			1323		1359			1423		1459			1523	
Kettering	d		1300			1323		1400			1423		1500			1523	
Corby	a		1311					1412					1512				
Oakham	a																
Melton Mowbray	a																
Market Harborough	SP d			1310		1334			1410		1434			1510		1534	
Leicester	a	1300		1324	1329	1346	1400		1424	1429	1446	1500		1524	1529	1546	1600
Leicester	d	1301		1325	1330	1348	1401		1425	1430	1448	1501		1525	1530	1548	1601
Loughborough	d				1340	1358				1440	1458				1540	1558	
East Midlands Parkway	a			1341	1347				1441	1447				1541	1547		
Beeston	SP a					1408					1508					1608	
Nottingham	8 a			1355		1418			1455		1518			1555		1618	
Nottingham	8 d																
Lincoln	a					1522g					1623g			1717g			
Langley Mill	SP d			1436g					1536g					1636g			
Alfreton	d			1444g		1508g			1544g		1610g			1644g		1708g	
Long Eaton	SP a				1351					1451					1551		
Derby	6 a	1323			1403		1423			1503		1523			1603		1623
Derby	6 d	1325			1405		1425			1505		1525			1605		1625
Belper	a	1404f					1504f					1604f					1704f
Chesterfield	a	1343			1427		1443			1527		1543			1627		1643
Dronfield	a	1402k					1502k					1602k					1704k
Sheffield	7 a	1402			1441		1459			1541		1558			1641		1659
Sheffield	7 d																
Doncaster ←	7 a	1435e			1533e		1535e			1632e		1635e			1732e		1737e
Wakefield Westgate	7 a	1446e			1527i		1546e			1627i		1646e			1727i		1748e
Leeds	10 a	1501e			1549e		1601e			1649e		1704e			1749e		1802e
York	8 a	1530e			1630e		1630e			1730e		1730e			1831e		1831e
Scarborough	a	1744e															2043e

Key

- Anytime tickets are valid on these services.
- Anytime and Off Peak tickets are valid on these services.
- Anytime, Off Peak and Super Off Peak tickets are valid on these services.

On Fridays, the outward portion of an Off Peak ticket is valid on any train departing London St Pancras International from 0901. This does not apply to journeys from London St Pancras International to Luton Airport Parkway, Luton or Bedford. Please refer to the Thameslink timetable for further details.

Customers travelling from London St Pancras International to Bedford with the return portion of an Off Peak Day Return or one day travelcard should refer to the Thameslink timetable for further details.

Key




- HST High Speed Train
- MER Meridian Train
- a Arrival time
- b Change at Luton
- c Change at Bedford
- d Departure time
- e Change at Sheffield
- f Change at Derby
- g Change at Nottingham
- i Time shown is Wakefield Kirkgate; change at Sheffield
- k Change at Chesterfield
- SP Short platform
- 8 Minimum time, in minutes, needed to change trains. (Time allowed is five minutes if not specified).
- ← Connections to international airports

Northbound Services

Monday to Friday

	≡	≡	≡	≡	≡	≡	≡	≡	≡	≡	≡	≡	≡	≡	≡		
	MER	HST	MER	MER	MER	MER	HST	MER	MER	MER	MER	HST	MER	HST	MER		
							H				M				Y		
London St Pancras International	d	1501	1515	1526	1529	1558	1601	1615	1626	1629	1657	1700	1715	1730	1745	1757	
Luton Airport Parkway ←	7 d	1507 ^b			1549		1607 ^b			1649		1651 ^c	1725 ^b			1808	
Luton	10 d	1522			1524 ^c		1622			1653		1702 ^c	1740	1732 ^c			
Bedford	7 d	1537			1604		1637			1707		1737		1804			
Wellingborough	d	1549			1617		1649			1719		1749		1817	1832		
Kettering	a	1559			1623		1659			1726		1800		1823	1843		
Kettering	d	1600			1623		1700			1726		1806	1814	1823	1844		
Corby	a	1611					1711					1815					
Oakham	a																
Melton Mowbray	a																
Market Harborough	SP d		1610		1634			1710		1736			1816	1834	1856		
Leicester	a		1624	1629	1646	1700		1724	1729	1750	1800		1835	1830	1846	1910	1900
Leicester	d		1625	1630	1648	1701		1725	1730	1751	1801		1837	1832	1848	1914	1901
Loughborough	d			1640	1658				1740	1801			1847		1858	1926	
East Midlands Parkway	a		1641	1647				1741	1747				1854	1848	1904	1933	
Beeston	SP a				1708					1811			1900	1911			
Nottingham	8 a		1655		1718			1755		1821			1909	1920	1947		
Nottingham	8 d															2005	
Lincoln	a		1824 ^g		1849 ^g			1922 ^g					2021 ^g				
Langley Mill	SP d		1736 ^g		1802 ^g			1836 ^g					1936 ^g				
Alfreton	d		1744 ^g		1810 ^g			1844 ^g		1908 ^g			1944 ^g	2002 ^g			
Long Eaton	SP a			1651					1751				1859			2018	
Derby	6 a			1703		1723			1803		1823		1913			2031	1923
Derby	6 d			1715		1725			1805		1825		1915				1925
Belper	a					1805 ^f					1904 ^f		2004 ^f			2104 ^f	2004 ^f
Chesterfield	a			1733		1743			1827		1843		1933				1943
Dronfield	a					1802 ^k					1902 ^k		2002 ^k				2002 ^k
Sheffield	7 a			1748		1759			1841		1900		1950				1959
Sheffield	7 d																
Doncaster ←	7 a			1845 ^e		1845 ^e			1936 ^e		1941 ^e		2037 ^e				2045 ^e
Wakefield Westgate	7 a			1850 ⁱ		1850 ⁱ			1930 ⁱ		1958 ⁱ		2047 ^e				2047 ^e
Leeds	10 a			1903 ^e		1903 ^e			1952 ^e		2005 ^e		2106 ^e				2106 ^e
York	8 a			1930 ^e		1930 ^e			2030 ^e		2030 ^e						2140 ^e
Scarborough	a																

Key

-  Anytime tickets are valid on these services.
-  Anytime and Off Peak tickets are valid on these services.
-  Anytime, Off Peak and Super Off Peak tickets are valid on these services.

On Fridays, the outward portion of an Off Peak ticket is valid on any train departing London St Pancras International from 0901. This does not apply to journeys from London St Pancras International to Luton Airport Parkway, Luton or Bedford. Please refer to the Thameslink timetable for further details.

Customers travelling from London St Pancras International to Bedford with the return portion of an Off Peak Day Return or one day travelcard should refer to the Thameslink timetable for further details.

Key

- HST High Speed Train
- MER Meridian Train
- H The Robin Hood
- M The Master Cutler
- Y The South Yorkshireman
-  This train splits at Kettering. The front portion goes to Corby with the rear portion going to Sheffield.
- a Arrival time
- b Change at Luton
- c Change at Bedford
- d Departure time
- e Change at Sheffield
- f Change at Derby
- g Change at Nottingham
- i Time shown is Wakefield Kirkgate; change at Sheffield
- k Change at Chesterfield
- SP Short platform
- 8 Minimum time, in minutes, needed to change trains (five minutes if not specified).
- ← Connections to international airports

Northbound Services

Monday to Friday

	⌘	⌘	⌘	⌘	⌘	⌘	⌘	⌘	⌘	⌘	⌘	⌘	⌘	⌘	⌘	⌘	
	MER	HST	HST	MER	MER	HST	MER	MER	HST	HST	MER	MER	MER	MER	MER	MER	
				P													
London St Pancras International	d	1800	1815	1825	1830	1857	1900	1915	1928	1932	1955	2000	2015	2026	2030	2055	2100
Luton Airport Parkway ←	7 d	1808 ^b		1832 ^b	1850		1908 ^b			1953		2007 ^b			2049		2107 ^b
Luton	10 d	1822		1850	1832 ^c		1924			1937 ^c		2022			2024 ^c		2123
Bedford	7 d	1837			1907		1940			2009		2037			2104		2138
Wellingborough	d	1849	1903		1920		1954			2022		2049			2118		2150
Kettering	a	1900	1910		1926		2004		2018			2100			2123		2156
Kettering	d	1906	1911		1926		2006		2019			2101			2123		2157
Corby	a	1915					2017					2112					
Oakham	a	1936															
Melton Mowbray	a	1948															
Market Harborough	SP d			1927		1949		2010	2029	2038			2109		2134		2207
Leicester	a		1933	1940	1952	2002		2023	2043	2053	2101		2122	2129	2147	2202	2220
Leicester	d		1934	1942	1952	2002		2025	2045	2053	2102		2122	2130	2148	2203	2222
Loughborough	d		1945	1953		2013			2055	2103				2140	2158		2232
East Midlands Parkway	a		1953		2006	2020		2037	2101				2136	2147			2238
Beeston	SP a				2015					2118						2209	
Nottingham	8 a		2008		2023			2051		2128			2149		2218		
Nottingham	8 d		2033		2030					2146							
Lincoln	a				2122			2222 ^g							2340 ^g		
Langley Mill	SP d		2049					2141 ^g		2202							
Alfreton	d		2057					2149 ^g		2210							
Long Eaton	SP a			2002					2106					2151			
Derby	6 a			2015		2034			2119		2129			2205		2225	2254
Derby	6 d			2017		2034					2132					2226	
Belper	a			2104 ^f		2104 ^f					2227 ^f						
Chesterfield	a		2108	2038		2053				2221	2152					2245	
Dronfield	a										2208 ^k						
Sheffield	7 a		2123	2055		2109				2236	2208					2301	
Sheffield	7 d		2126							2253	2217						
Doncaster ←	7 a		2202 ^e	2154 ^e		2202 ^e					2312 ^e						
Wakefield Westgate	7 a		2200	2147 ^e		2147 ^e				2322	2246						
Leeds	10 a		2218	2204 ^e		2204 ^e				2342	2305						
York	8 a		2252 ^e			2252 ^e											
Scarborough	a																

Key

- Anytime tickets are valid on these services.
- Anytime and Off Peak tickets are valid on these services.
- Anytime, Off Peak and Super Off Peak tickets are valid on these services.

On Fridays, the outward portion of an Off Peak ticket is valid on any train departing London St Pancras International from 0901. This does not apply to journeys from London St Pancras International to Luton Airport Parkway, Luton or Bedford. Please refer to the Thameslink timetable for further details.

Customers travelling from London St Pancras International to Bedford with the return portion of an Off Peak Day Return or one day travelcard should refer to the Thameslink timetable for further details.

Key

- HST High Speed Train
- MER Meridian Train
- P Service also calls at Lowdham at 2041, Newark Castle at 2054 and Collingham at 2103.
- a Arrival time
- b Change at Luton
- c Change at Bedford
- d Departure time
- e Change at Sheffield
- f Change at Derby
- g Change at Nottingham
- i Time shown is Wakefield Kirkgate; change at Sheffield
- k Change at Chesterfield
- SP Short platform
- 8 Minimum time, in minutes, needed to change trains (five minutes if not specified).
- ← Connections to international airports

Northbound Services

Monday to Friday

		≡	≡	≡		≡												
	MER	MER	MER	HST	MER	HST	MER	MER										
						‡	‡	‡										
London St Pancras International	d	2125	2130	2200		2225	2315	0015										
Luton Airport Parkway ←	7 d		2151	2207 ^b		2248	2333 ^b	0043										
Luton	10 d		2124 ^c	2224		2224 ^c	2346	0047										
Bedford	7 d		2205	2239		2303	0012	0111										
Wellingborough	d		2218	2252		2317	0024	0131										
Kettering	a		2224	2259		2325	0041	0143										
Kettering	d	2211	2225	2300	2311	2326	0042	0143										
Corby	a	2226			2326													
Oakham	a																	
Melton Mowbray	a																	
Market Harborough	SP d	2218	2235	2311		2337	0052	0155										
Leicester	a	2231	2247	2326		2351	0105	0210										
Leicester	d	2233	2249	2327		2353	0107											
Loughborough	d	2243	2259	2338		0004	0119											
East Midlands Parkway	a	2249	2306	2346		0011	0129											
Beeston	SP a			2358			0138											
Nottingham	8 a	2303		0006			0145											
Nottingham	8 d						0151											
Lincoln	a																	
Langley Mill	SP d																	
Alfreton	d																	
Long Eaton	SP a		2311															
Derby	6 a		2325			0026	0210											
Derby	6 d					0027												
Belper	a																	
Chesterfield	a					0047												
Dronfield	a																	
Sheffield	7 a					0104												
Sheffield	7 d																	
Doncaster ←	7 a																	
Wakefield Westgate	7 a																	
Leeds	10 a																	
York	8 a																	
Scarborough	a																	

Key

- Anytime tickets are valid on these services.
- Anytime and Off Peak tickets are valid on these services.
- Anytime, Off Peak and Super Off Peak tickets are valid on these services.

On Fridays, the outward portion of an Off Peak ticket is valid on any train departing London St Pancras International from 0901. This does not apply to journeys from London St Pancras International to Luton Airport Parkway, Luton or Bedford. Please refer to the Thameslink timetable for further details.

Customers travelling from London St Pancras International to Bedford with the return portion of an Off Peak Day Return or one day travelcard should refer to the Thameslink timetable for further details.

Key

- HST High Speed Train
- MER Meridian Train
- ‡ Train frequently affected by engineering work.
- a Arrival time
- b Change at Luton
- c Change at Bedford
- d Departure time
- e Change at Sheffield
- f Change at Derby
- g Change at Nottingham
- i Time shown is Wakefield Kirkgate; change at Sheffield
- k Change at Chesterfield
- SP Short platform
- 8 Minimum time, in minutes, needed to change trains. (Time allowed is five minutes if not specified).
- ← Connections to international airports

Northbound Services

Saturday

		⌘	⌘	⌘	⌘	⌘		⌘	⌘	⌘	⌘	⌘	⌘	⌘	⌘	⌘	
	MER	MER	MER	MER	MER	MER	MER	MER	MER	MER	MER	MER	MER	MER	HST	MER	MER
	‡				E	F											
London St Pancras International	d	0015			0545	0637	0637		0652	0701		0729	0757	0801	0815	0826	0829
Luton Airport Parkway ←	7 d	0043				0637 ^b	0637 ^b		0713	0707 ^b		0749		0807 ^b			0849
Luton	10 d	0047			0612	0659	0659			0722		0722 ^c		0822			0824 ^c
Bedford	7 d	0111			0627					0736		0804		0837			0904
Wellingborough	d	0131			0639					0748		0817		0849			0917
Kettering	a	0143			0646	0726	0726			0757		0823		0859			0923
Kettering	d	0143			0647	0727	0727	0738		0758		0823		0900			0923
Corby	a							0747						0911			
Oakham	a																
Melton Mowbray	a																
Market Harborough	SP d	0155			0657	0737	0737			0808		0834			0910		0934
Leicester	a	0210			0710	0752	0752		0759	0821		0846	0900		0924	0929	0946
Leicester	d				0712	0753	0753		0800	0823	0830	0848	0901		0925	0930	0948
Loughborough	d				0723	0803	0803		0809	0833	0840	0858				0940	0958
East Midlands Parkway	a				0810	0810			0817	0840	0847				0941	0947	
Beeston	SP a								0823			0908					1009
Nottingham	8 a								0831	0854		0918			0955		1018
Nottingham	8 d																
Lincoln	a									1018 ^g					1124 ^g		
Langley Mill	SP d									0936 ^g					1036 ^g		
Alfreton	d								0909 ^g	0944 ^g		1008 ^g			1044 ^g		1108 ^g
Long Eaton	SP a				0731						0851					0951	
Derby	6 a				0743	0823	0823				0903		0923			1003	
Derby	6 d		0627	0721	0748	0825	0825				0905		0925			1005	
Belper	a			0728	0804 ^f	0904 ^f	0904 ^f						1004 ^f				
Chesterfield	a		0645	0742	0809	0843	0843				0927		0943			1027	
Dronfield	a			0748	0826 ^k	0902 ^k	0902 ^k						1002 ^k				
Sheffield	7 a		0709	0759	0826	0858	0858				0940		0958			1041	
Sheffield	7 d					0925	0925										
Doncaster ←	7 a		0801 ^e	0837 ^e	0914 ^e	0953	0953				1018 ^e		1035 ^e			1132 ^e	
Wakefield Westgate	7 a		0827 ⁱ	0846 ^e	0927 ⁱ	0946 ^e	0946 ^e				1027 ⁱ		1046 ^e			1127 ⁱ	
Leeds	10 a		0849 ^e	0901 ^e	0949 ^e	1001 ^e	1001 ^e				1049 ^e		1101 ^e			1149 ^e	
York	8 a		0847 ^e	0930 ^e	0940 ^e	1017	1017				1039 ^e		1130 ^e			1230 ^e	
Scarborough	a					1108											

Key

Anytime, Off Peak and Super Off Peak tickets are valid on these services.

Please note: Due to the occasional late notification of essential engineering work at weekends, we strongly advise you to check your train times 24 hours before travel by calling National Rail Enquiries on **03457 48 49 50** or by visiting eastmidlandstrains.co.uk.

Key

HST High Speed Train

MER Meridian Train

‡ Train frequently affected by engineering work.

E Service runs until 9th September 2017

F Service runs from 16th September 2017

a Arrival time

b Change at Luton

c Change at Bedford

d Departure time

e Change at Sheffield

f Change at Derby

g Change at Nottingham

i Time shown is Wakefield Kirkgate; change at Sheffield

k Change at Chesterfield

SP Short platform

8 Minimum time, in minutes, needed to change trains (five minutes if not specified).

← Connections to international airports

Northbound Services

Saturday

	☞	☞	☞	☞	☞	☞	☞	☞	☞	☞	☞	☞	☞	☞	☞	☞	
	MER	MER	HST	MER	MER	MER	MER	HST	MER	MER	MER	MER	HST	MER	MER	MER	
London St Pancras International	d	0858	0901	0915	0926	0929	0958	1001	1015	1026	1029	1058	1101	1115	1126	1129	1158
Luton Airport Parkway ←	7 d		0907 ^b			0949		1007 ^b			1049		1107 ^b			1149	
Luton	10 d		0922			0924 ^c		1022			1024 ^c		1122			1124 ^c	
Bedford	7 d		0937			1004		1037			1104		1137			1204	
Wellingborough	d		0949			1017		1049			1117		1149			1217	
Kettering	a		0959			1023		1059			1123		1159			1223	
Kettering	d		1000			1023		1100			1123		1200			1223	
Corby	a		1011					1111					1211				
Oakham	a																
Melton Mowbray	a																
Market Harborough	SP d			1010		1034			1110		1134			1210		1234	
Leicester	a	1000		1024	1029	1046	1100		1124	1129	1146	1200		1224	1229	1246	1300
Leicester	d	1001		1025	1030	1048	1101		1125	1130	1148	1201		1225	1230	1248	1301
Loughborough	d				1040	1058				1140	1158				1240	1258	
East Midlands Parkway	a			1041	1047				1141	1147				1241	1247		
Beeston	SP a					1108					1208					1308	
Nottingham	8 a			1055		1118			1155		1218			1255		1318	
Nottingham	8 d																
Lincoln	a			1226 ^g							1319 ^g			1422 ^g			
Langley Mill	SP d			1136 ^g					1236 ^g					1336 ^g			
Alfreton	d			1144 ^g		1208 ^g			1244 ^g		1310 ^g			1344 ^g		1408 ^g	
Long Eaton	SP a				1051					1151						1251	
Derby	6 a	1023			1103		1123			1203		1223			1303		1323
Derby	6 d	1025			1105		1125			1205		1225			1305		1325
Belper	a	1104 ^f					1204 ^f					1304 ^f					1404 ^f
Chesterfield	a	1043			1127		1143			1227		1243			1327		1343
Dronfield	a	1102 ^k					1202 ^k					1302 ^k					1402 ^k
Sheffield	7 a	1059			1141		1159			1241		1259			1341		1400
Sheffield	7 d																
Doncaster ←	7 a	1135 ^e			1233 ^e		1235 ^e			1332 ^e		1335 ^e			1432 ^e		1435 ^e
Wakefield Westgate	7 a	1146 ^e			1227 ⁱ		1246 ^e			1327 ⁱ		1346 ^e			1427 ⁱ		1446 ^e
Leeds	10 a	1200 ^e			1249 ^e		1302 ^e			1349 ^e		1401 ^e			1449 ^e		1501 ^e
York	8 a	1230 ^e			1330 ^e		1330 ^e			1430 ^e		1430 ^e			1530 ^e		1530 ^e
Scarborough	a	1446 ^e															1744 ^e

Key

Anytime, Off Peak and Super Off Peak tickets are valid on these services.

Please note: Due to the occasional late notification of essential engineering work at weekends, we strongly advise you to check your train times 24 hours before travel by calling National Rail Enquiries on **03457 48 49 50** or by visiting eastmidlandstrains.co.uk.

Key

- HST High Speed Train
- MER Meridian Train
- a Arrival time
- b Change at Luton
- c Change at Bedford
- d Departure time
- e Change at Sheffield
- f Change at Derby
- g Change at Nottingham
- i Time shown is Wakefield Kirkgate; change at Sheffield
- k Change at Chesterfield
- SP Short platform
- 8 Minimum time, in minutes, needed to change trains. (Time allowed is five minutes if not specified).
- ← Connections to international airports

Northbound Services

Saturday

	☞	☞	☞	☞	☞	☞	☞	☞	☞	☞	☞	☞	☞	☞	☞	☞	
	MER	HST	MER	MER	MER	MER	HST	MER	MER	MER	MER	HST	MER	MER	MER	MER	
London St Pancras International	d	1201	1215	1226	1229	1258	1301	1315	1326	1329	1358	1401	1415	1426	1429	1458	1501
Luton Airport Parkway ←	7 d	1207 b			1249		1307 b			1349		1407 b			1449		1507 b
Luton	10 d	1222			1224 c		1322			1324 c		1422			1424 c		1522
Bedford	7 d	1237			1304		1337			1404		1437			1504		1537
Wellingborough	d	1249			1317		1349			1417		1449			1517		1549
Kettering	a	1259			1323		1359			1423		1459			1523		1559
Kettering	d	1300			1323		1400			1423		1500			1523		1600
Corby	a	1311					1411					1511					1611
Oakham	a																
Melton Mowbray	a																
Market Harborough	SP d		1310		1334			1410		1434			1510		1534		
Leicester	a		1324	1329	1346	1400		1424	1429	1446	1500		1524	1529	1546	1600	
Leicester	d		1325	1330	1348	1401		1425	1430	1448	1501		1525	1530	1548	1601	
Loughborough	d			1340	1358				1440	1458				1540	1558		
East Midlands Parkway	a		1341	1347				1441	1447				1541	1547			
Beeston	SP a				1408					1508						1608	
Nottingham	8 a		1355		1418			1455		1518			1555		1618		
Nottingham	8 d																
Lincoln	a		1510 g					1622 g					1708 g				
Langley Mill	SP d		1436 g					1536 g					1636 g				
Alfreton	d		1444 g		1508 g			1544 g		1610 g			1644 g		1705 g		
Long Eaton	SP a			1351					1451					1551			
Derby	6 a			1403		1423			1503		1523			1603		1623	
Derby	6 d			1405		1425			1505		1525			1605		1625	
Belper	a					1504 f					1604 f					1704 f	
Chesterfield	a			1427		1443			1527		1543			1627		1643	
Dronfield	a					1502 k					1602 k					1702 k	
Sheffield	7 a			1441		1500			1541		1559			1641		1658	
Sheffield	7 d																
Doncaster ←	7 a			1534 e		1535 e			1632 e		1635 e			1732 e		1737 e	
Wakefield Westgate	7 a			1527 i		1546 e			1627 i		1646 e			1727 i		1747 e	
Leeds	10 a			1549 e		1601 e			1649 e		1701 e			1749 e		1802 e	
York	8 a			1630 e		1630 e			1729 e		1729 e			1830 e		1830 e	
Scarborough	a																2059 e

Key

Anytime, Off Peak and Super Off Peak tickets are valid on these services.

Please note: Due to the occasional late notification of essential engineering work at weekends, we strongly advise you to check your train times 24 hours before travel by calling National Rail Enquiries on **03457 48 49 50** or by visiting eastmidlandstrains.co.uk.

Key

- HST High Speed Train
- MER Meridian Train
- a Arrival time
- b Change at Luton
- c Change at Bedford
- d Departure time
- e Change at Sheffield
- f Change at Derby
- g Change at Nottingham
- i Time shown is Wakefield Kirkgate; change at Sheffield
- k Change at Chesterfield
- SP Short platform
- 8 Minimum time, in minutes, needed to change trains. (Time allowed is five minutes if not specified).
- ← Connections to international airports

Northbound Services

Saturday

	☞	☞	☞	☞	☞	☞	☞	☞	☞	☞	☞	☞	☞	☞	☞	☞	
	HST	MER	MER	MER	MER	HST	MER	MER	MER	MER	HST	MER	MER	MER	MER	HST	
														P			
London St Pancras International	d	1515	1526	1529	1558	1601	1615	1626	1629	1658	1701	1715	1726	1729	1758	1801	1815
Luton Airport Parkway ←	7 d			1549		1607 ^b			1649		1707 ^b			1749		1807 ^b	
Luton	10 d			1524 ^c		1622			1624 ^c		1722			1724 ^c		1822	
Bedford	7 d			1604		1637			1704		1737			1804		1837	
Wellingborough	d			1617		1649			1717		1749			1817		1849	
Kettering	a			1623		1659			1723		1759			1823		1859	
Kettering	d			1623		1700			1723		1800			1823		1900	
Corby	a					1711					1811					1911	
Oakham	a																
Melton Mowbray	a																
Market Harborough	SP d	1610		1634			1710		1734			1810		1834		1910	
Leicester	a	1624	1629	1646	1700		1724	1729	1746	1800		1824	1829	1846	1900	1924	
Leicester	d	1625	1630	1648	1701		1725	1730	1748	1801		1825	1830	1848	1901	1925	
Loughborough	d		1640	1658			1740	1758				1840	1858				
East Midlands Parkway	a	1641	1647				1741	1747				1841	1847			1941	
Beeston	SP a			1708					1808					1908			
Nottingham	8 a	1655		1718			1755		1818			1855		1918		1955	
Nottingham	8 d													1929		2016	
Lincoln	a	1823 ^g					1923 ^g							2026		2132 ^g	
Langley Mill	SP d	1736 ^g		1759 ^g			1836 ^g					1936 ^g				2032	
Alfreton	d	1744 ^g		1808 ^g			1844 ^g		1908 ^g			1944 ^g		2000 ^g		2040	
Long Eaton	SP a		1651					1751					1851				
Derby	6 a		1703		1723			1803		1823			1903		1923		
Derby	6 d		1705		1725			1805		1825			1905		1925		
Belper	a			1805 ^f					1904 ^f					2004 ^f			
Chesterfield	a		1727		1743			1827		1843			1927		1943	2051	
Dronfield	a			1802 ^k					1902 ^k					2002 ^k			
Sheffield	7 a		1742		1800			1840		1859			1941		1959	2105	
Sheffield	7 d															2126	
Doncaster ←	7 a		1837 ^e		1845 ^e		1916 ^e		1941 ^e			2018 ^e		2054 ^e		2154 ^e	
Wakefield Westgate	7 a		1828 ⁱ		1846 ^e		1930 ⁱ		1950 ^e			2028 ⁱ		2047 ^e		2159	
Leeds	10 a		1851 ^e		1901 ^e		1951 ^e		2004 ^e			2048 ^e		2104 ^e		2217	
York	8 a		1930 ^e		1930 ^e		1939 ^e		2030 ^e			2040 ^e		2144 ^e			
Scarborough	a																

Key

Anytime, Off Peak and Super Off Peak tickets are valid on these services.

Please note: Due to the occasional late notification of essential engineering work at weekends, we strongly advise you to check your train times 24 hours before travel by calling National Rail Enquiries on **03457 48 49 50** or by visiting eastmidlandstrains.co.uk.

Key

- HST High Speed Train
- MER Meridian Train
- P This service also calls at Lowdham at 1940, Newark Castle at 1953 and Collingham at 2008
- a Arrival time.
- b Change at Luton
- c Change at Bedford
- d Departure time
- e Change at Sheffield
- f Change at Derby
- g Change at Nottingham
- i Time shown is Wakefield Kirkgate; change at Sheffield
- k Change at Chesterfield

- SP Short platform
- 8 Minimum time, in minutes, needed to change trains (five minutes if not specified).
- ← Connections to international airports

Northbound Services

Saturday

	☞	☞	☞	☞	☞	☞	☞	☞	☞	☞	☞	☞	☞	☞	☞	☞
	MER	MER	MER	MER	HST	MER	MER	HST	MER	MER	MER	MER	MER	HST	MER	MER
London St Pancras International	d	1826	1829	1858	1901	1915	1926	1929	1958	2001	2015	2026	2030	2056	2101	2125
Luton Airport Parkway ←	7 d		1849		1907 ^b			1949		2007 ^b			2050		2107 ^b	
Luton	10 d		1824 ^c		1922			1924 ^c		2025			2024 ^c		2124	
Bedford	7 d		1904		1937			2004		2039			2104		2139	
Wellingborough	d		1917		1949			2017		2051			2117		2152	
Kettering	a		1923		1959			2023		2059			2123		2201	
Kettering	d		1923		2000			2023		2100			2124		2202	2206
Corby	a				2011					2111						2221
Oakham	a															
Melton Mowbray	a															
Market Harborough	SP d		1934			2010		2034			2110		2134		2213	2219
Leicester	a	1929	1946	2000		2024	2029	2046	2103		2124	2129	2146	2200	2228	2232
Leicester	d	1930	1948	2001		2025	2030	2048	2105		2125	2130	2148	2201	2229	2235
Loughborough	d	1940	1958			2040	2058					2140	2158			2245
East Midlands Parkway	a	1947				2041	2047				2137	2147	2206		2244	2251
Beeston	SP a		2009					2108					2213			
Nottingham	8 a		2018		2055		2118			2150		2221				2304
Nottingham	8 d															
Lincoln	a		2132 ^g			2240 ^g										
Langley Mill	SP d		2107 ^g			2136 ^g										
Alfreton	d		2115 ^g			2144 ^g										
Long Eaton	SP a	1951				2055						2151				
Derby	6 a	2003		2023		2108		2131				2203		2223	2259	
Derby	6 d	2005		2025				2142						2227		
Belper	a			2104 ^f								2228 ^f				
Chesterfield	a	2027		2043				2202						2246		
Dronfield	a															
Sheffield	7 a	2041		2059				2217						2300		
Sheffield	7 d							2219								
Doncaster ←	7 a	2122 ^e		2154 ^e				2251 ^e						0005 ^e		
Wakefield Westgate	7 a	2147 ^e		2147 ^e				2245								
Leeds	10 a	2202 ^e		2202 ^e				2303								
York	8 a															
Scarborough	a															

Key

Anytime, Off Peak and Super Off Peak tickets are valid on these services.

Please note: Due to the occasional late notification of essential engineering work at weekends, we strongly advise you to check your train times 24 hours before travel by calling National Rail Enquiries on **03457 48 49 50** or by visiting eastmidlandstrains.co.uk.

Key

- HST High Speed Train
- MER Meridian Train
- a Arrival time
- b Change at Luton
- c Change at Bedford
- d Departure time
- e Change at Sheffield
- f Change at Derby
- g Change at Nottingham
- i Time shown is Wakefield Kirkgate; change at Sheffield
- k Change at Chesterfield
- SP Short platform
- 8 Minimum time, in minutes, needed to change trains. (Time allowed is five minutes if not specified).
- ← Connections to international airports

Northbound Services

Saturday

	⌘	⌘		⌘																
	MER	HST	MER	MER																
London St Pancras International	d	2130	2200		2226															
Luton Airport Parkway ←	7 d	2151	2207 ^b		2247															
Luton	10 d	2124 ^c	2224		2224 ^c															
Bedford	7 d	2205	2240		2303															
Wellingborough	d	2218	2253		2315															
Kettering	a	2224	2300		2321															
Kettering	d	2225	2301	2305	2322															
Corby	a			2319																
Oakham	a																			
Melton Mowbray	a																			
Market Harborough	SP d	2235	2312		2332															
Leicester	a	2247	2327		2345															
Leicester	d	2249	2328		2346															
Loughborough	d	2259	2339		2356															
East Midlands Parkway	a	2306	2347		0003															
Beeston	SP a		2356																	
Nottingham	8 a		0005																	
Nottingham	8 d																			
Lincoln	a																			
Langley Mill	SP d																			
Alfreton	d																			
Long Eaton	SP a	2310			0007															
Derby	6 a	2323			0019															
Derby	6 d																			
Belper	a																			
Chesterfield	a																			
Dronfield	a																			
Sheffield	7 a																			
Sheffield	7 d																			
Doncaster ←	7 a																			
Wakefield Westgate	7 a																			
Leeds	10 a																			
York	8 a																			
Scarborough	a																			

Key

Anytime, Off Peak and Super Off Peak tickets are valid on these services.

Please note: Due to the occasional late notification of essential engineering work at weekends, we strongly advise you to check your train times 24 hours before travel by calling National Rail Enquiries on **03457 48 49 50** or by visiting eastmidlandstrains.co.uk.

Key

- HST High Speed Train
- MER Meridian Train
- a Arrival time
- b Change at Luton
- c Change at Bedford
- d Departure time
- e Change at Sheffield
- f Change at Derby
- g Change at Nottingham
- i Time shown is Wakefield Kirkgate; change at Sheffield
- k Change at Chesterfield
- SP Short platform
- 8 Minimum time, in minutes, needed to change trains. (Time allowed is five minutes if not specified).
- ← Connections to international airports

Northbound Services

Sunday

	☞	☞	☞	☞	☞	☞	☞	☞	☞	☞	☞	☞	☞	☞	☞	☞	
	MER	MER	MER	MER	MER	HST	MER	MER	MER	MER	MER	MER	MER	HST	MER	MER	
London St Pancras International	d		0900	0930		1000	1030		1100	1130		1210	1237	1250	1310	1337	
Luton Airport Parkway ←	7 d		0928	0920b		1029	1050b		1129	1159		1231	1258		1331	1358	
Luton	10 d		0853c	0959			1102		1133	1203		1234	1300		1334	1400	
Bedford	7 d		0950	1019		1054	1125		1154	1223		1249	1316		1349	1416	
Wellingborough	d		1003	1031		1108	1136		1207	1235		1302	1328		1402	1428	
Kettering	a		1009	1038		1115	1143		1214	1241		1308	1337	1338	1408	1436	
Kettering	d		0955	1010	1038	1055	1116	1143	1155	1215	1242	1250	1309	1340	1339	1409	1437
Corby	a		1005			1105			1205			1300		1350		1447	
Oakham	a																
Melton Mowbray	a																
Market Harborough	SP d		1020	1049		1127	1153		1225	1252		1319		1350	1419		
Leicester	a		1034	1104		1144	1208		1240	1307		1334		1407	1434		
Leicester	d	1020	1036	1105		1145	1210		1241	1309		1336		1408	1436		
Loughborough	d	1030	1046	1115		1156	1220		1251	1319		1346		1419	1446		
East Midlands Parkway	a	1036	1052	1122		1204	1226		1258	1325		1352		1427	1452		
Beeston	SP a		1059						1304			1359			1459		
Nottingham	8 a		1108			1216			1312			1407			1507		
Nottingham	8 d																
Lincoln	a		1240g			1325g			1423g			1550g			1626g		
Langley Mill	SP d		1135g			1256g			1357g			1435g					
Alfreton	d		1143g			1304g			1405g			1443g			1607g		
Long Eaton	SP a	1041		1126			1231			1330				1431			
Derby	6 a	1054		1143			1243			1342				1444			
Derby	6 d	1055		1150			1251			1352				1448			
Belper	a			1209f						1408f							
Chesterfield	a	1113		1209			1311			1410				1508			
Dronfield	a	1201k		1301k			1401k			1501k				1602k			
Sheffield	7 a	1128		1228			1328			1425				1529			
Sheffield	7 d	1131															
Doncaster ←	7 a	1152		1335e			1413e			1513e				1615e			
Wakefield Westgate	7 a	1231e		1330i			1428e			1529i				1631e			
Leeds	10 a	1253e		1405e			1448e			1602e				1653e			
York	8 a	1215		1427e			1437e			1543e				1638e			
Scarborough	a	1535e					1735e							1924e			

Key

Anytime, Off Peak and Super Off Peak tickets are valid on these services.

Please note: Due to the occasional late notification of essential engineering work at weekends, we strongly advise you to check your train times 24 hours before travel by calling National Rail Enquiries on **03457 48 49 50** or by visiting eastmidlandstrains.co.uk.

Key

- HST High Speed Train
- MER Meridian Train
- a Arrival time
- b Change at Luton
- c Change at Bedford
- d Departure time
- e Change at Sheffield
- f Change at Derby
- g Change at Nottingham
- i Time shown is Wakefield Kirkgate; change at Sheffield
- k Change at Chesterfield
- SP Short platform
- 8 Minimum time, in minutes, needed to change trains. (Time allowed is five minutes if not specified).
- ← Connections to international airports

Northbound Services													Sunday				
	Ꞥ	Ꞥ	Ꞥ	Ꞥ	Ꞥ	Ꞥ	Ꞥ		Ꞥ	Ꞥ	Ꞥ		Ꞥ	Ꞥ	Ꞥ	Ꞥ	
	HST	MER	MER	HST	HST	MER	HST	MER	MER	HST	MER	MER	MER	MER	MER	MER	
London St Pancras International	d	1355	1410	1440	1455	1510	1540	1555		1610	1635	1640		1705	1710	1735	1740
Luton Airport Parkway ←	7 d		1431	1439 ^b		1533	1539 ^b			1631		1639 ^b			1731		1739 ^b
Luton	10 d		1412 ^c	1502		1512 ^c	1602			1612 ^c		1702			1712 ^c		1802
Bedford	7 d		1446	1516		1548	1616			1646		1716			1746		1816
Wellingborough	d		1459	1528		1602	1629			1659		1729			1758		1829
Kettering	a		1505	1536		1610	1636			1705		1736			1805		1836
Kettering	d		1506	1539		1611	1637		1650	1706		1737	1750		1806		1837
Corby	a			1549					1700				1800				
Oakham	a																
Melton Mowbray	a																
Market Harborough	SP d	1451	1516		1551	1622		1651		1716		1747			1815		1847
Leicester	a	1507	1531		1606	1638	1700	1707		1731	1743	1802		1810	1831	1840	1902
Leicester	d	1509	1533		1608	1638	1702	1709		1733	1744	1803		1811	1833	1841	1903
Loughborough	d	1520	1543		1619	1651	1712			1743		1813			1843		1913
East Midlands Parkway	a	1527	1549		1626	1658	1718	1724		1749	1800	1820		1824	1849	1854	1920
Beeston	SP a		1558			1705				1758						1858	
Nottingham	8 a		1605			1714				1805				1836	1905		
Nottingham	8 d																
Lincoln	a		1731 ^g			1833 ^g				1957 ^g					2030 ^g		
Langley Mill	SP d		1635 ^g			1756 ^g				1835 ^g					1935 ^g		
Alfreton	d		1643 ^g			1804 ^g				1843 ^g					1943 ^g		
Long Eaton	SP a	1532			1632			1729				1825					1924
Derby	6 a	1545			1647		1735	1744			1814	1836				1908	1937
Derby	6 d	1548			1649			1747			1814					1916	
Belper	a	1610 ^f			1709 ^f			1808 ^f									2004 ^f
Chesterfield	a	1608			1712			1808			1835					1934	
Dronfield	a	1701 ^k			1801 ^k						1901 ^k					2001 ^k	
Sheffield	7 a	1628			1728			1825			1851					1950	
Sheffield	7 d				1734												
Doncaster ←	7 a	1713 ^e			1814 ^e			1916 ^e			1935 ^e					2030 ^e	
Wakefield Westgate	7 a	1729 ⁱ			1805			1929 ⁱ			1948 ^e					2050 ^e	
Leeds	10 a	1805 ^e			1823			2005 ^e			2005 ^e					2107 ^e	
York	8 a	1740 ^e			1921 ^e			1939 ^e			2030 ^e					2132 ^e	
Scarborough	a																

Key

Anytime, Off Peak and Super Off Peak tickets are valid on these services.

Please note: Due to the occasional late notification of essential engineering work at weekends, we strongly advise you to check your train times 24 hours before travel by calling National Rail Enquiries on **03457 48 49 50** or by visiting eastmidlandstrains.co.uk.

Key

- HST High Speed Train
- MER Meridian Train
- a Arrival time
- b Change at Luton
- c Change at Bedford
- d Departure time
- e Change at Sheffield
- f Change at Derby
- g Change at Nottingham
- i Time shown is Wakefield Kirkgate; change at Sheffield
- k Change at Chesterfield
- SP Short platform
- 8 Minimum time, in minutes, needed to change trains. (Time allowed is five minutes if not specified).
- ← Connections to international airports

Northbound Services

Sunday

		☞	☞	☞	☞		☞	☞	☞	☞		☞	☞	☞	☞	
	MER	MER	MER	HST	MER	MER	HST	MER	MER	MER	MER	HST	MER	MER	HST	MER
London St Pancras International	d	1805	1810	1835	1840		1905	1910	1935	1940		2000	2010	2035	2040	
Luton Airport Parkway ←	7 d		1831		1839 ^b			1931		1939 ^b			2031		2050 ^b	
Luton	10 d		1812 ^c		1902			1912 ^c		2002			2012 ^c		2104	
Bedford	7 d		1846		1916			1946		2016			2047		2120	
Wellingborough	d		1858		1929			1958		2029			2058		2133	
Kettering	a		1904		1936			2005		2036			2105		2140	
Kettering	d	1855		1905	1937	1950		2005		2037	2050		2106		2141	2155
Corby	a	1905				2000					2100					2205
Oakham	a															
Melton Mowbray	a															
Market Harborough	SP d		1915		1947			2015		2047			2116		2152	
Leicester	a	1909	1930	1943	2002		2016	2031	2040	2102		2108	2131	2140	2209	
Leicester	d	1910	1932	1945	2003		2022	2033	2041	2103		2110	2133	2141	2210	
Loughborough	d		1942		2013			2043		2113		2121	2143	2151		
East Midlands Parkway	a	1924	1948	2000	2020		2039	2049	2054	2120		2128	2149	2158	2225	
Beeston	SP a		1958					2058					2158			
Nottingham	8 a	1936	2005				2051	2105				2145	2205			
Nottingham	8 d															
Lincoln	a		2135 ^g										2348 ^g			
Langley Mill	SP d		2033 ^g					2157 ^g								
Alfreton	d		2041 ^g					2205 ^g								
Long Eaton	SP a				2024					2124						
Derby	6 a			2013	2037				2107	2136				2211	2240	
Derby	6 d			2016					2109						2248	
Belper	a									2207 ^f						
Chesterfield	a			2035					2128						2307	
Dronfield	a								2222 ^k							
Sheffield	7 a			2051					2143						2323	
Sheffield	7 d			2103											2326	
Doncaster ←	7 a			2135 ^e					2240 ^e						0013 ^e	
Wakefield Westgate	7 a			2127					2244 ^e						2351	
Leeds	10 a			2145					2301 ^e						0007	
York	8 a															
Scarborough	a															

Key

Anytime, Off Peak and Super Off Peak tickets are valid on these services.

Please note: Due to the occasional late notification of essential engineering work at weekends, we strongly advise you to check your train times 24 hours before travel by calling National Rail Enquiries on **03457 48 49 50** or by visiting eastmidlandstrains.co.uk.

Key

HST	High Speed Train
MER	Meridian Train
a	Arrival time
b	Change at Luton
c	Change at Bedford
d	Departure time
e	Change at Sheffield
f	Change at Derby
g	Change at Nottingham
i	Time shown is Wakefield Kirkgate; change at Sheffield
k	Change at Chesterfield
SP	Short platform
8	Minimum time, in minutes, needed to change trains. (Time allowed is five minutes if not specified).
←	Connections to international airports

Northbound Services

Sunday

	Ꞥ	Ꞥ	Ꞥ	Ꞥ															
	MER	MER	MER	MER															
London St Pancras International	d	2110	2130	2230	2300														
Luton Airport Parkway ←	7 d	2131	2125 ^b	2251	2327														
Luton	10 d	2112 ^c	2152	2228 ^c	2313 ^c														
Bedford	7 d	2146	2206	2313	2351														
Wellingborough	d	2159	2219	2326	0004														
Kettering	a	2205	2226	2332	0011														
Kettering	d	2206	2227	2333	0012														
Corby	a																		
Oakham	a																		
Melton Mowbray	a																		
Market Harborough	SP d	2216	2237	2343	0022														
Leicester	a	2231	2252	0002	0040														
Leicester	d	2233	2254	0004	0042														
Loughborough	d	2247	2304	0014	0052														
East Midlands Parkway	a	2257	2315	0025	0103														
Beeston	SP a	2304		0035															
Nottingham	8 a	2311		0042															
Nottingham	8 d																		
Lincoln	a																		
Langley Mill	SP d																		
Alfreton	d																		
Long Eaton	SP a		2323																
Derby	6 a		2335		0119														
Derby	6 d		2336																
Belper	a																		
Chesterfield	a		2354																
Dronfield	a																		
Sheffield	7 a		0008																
Sheffield	7 d																		
Doncaster ←	7 a																		
Wakefield Westgate	7 a																		
Leeds	10 a																		
York	8 a																		
Scarborough	a																		

Key

Anytime, Off Peak and Super Off Peak tickets are valid on these services.

Please note: Due to the occasional late notification of essential engineering work at weekends, we strongly advise you to check your train times 24 hours before travel by calling National Rail Enquiries on **03457 48 49 50** or by visiting eastmidlandstrains.co.uk.

Key

- HST High Speed Train
- MER Meridian Train
- a Arrival time
- b Change at Luton
- c Change at Bedford
- d Departure time
- e Change at Sheffield
- f Change at Derby
- g Change at Nottingham
- i Time shown is Wakefield Kirkgate; change at Sheffield
- k Change at Chesterfield
- SP Short platform
- 8 Minimum time, in minutes, needed to change trains. (Time allowed is five minutes if not specified).
- ← Connections to international airports